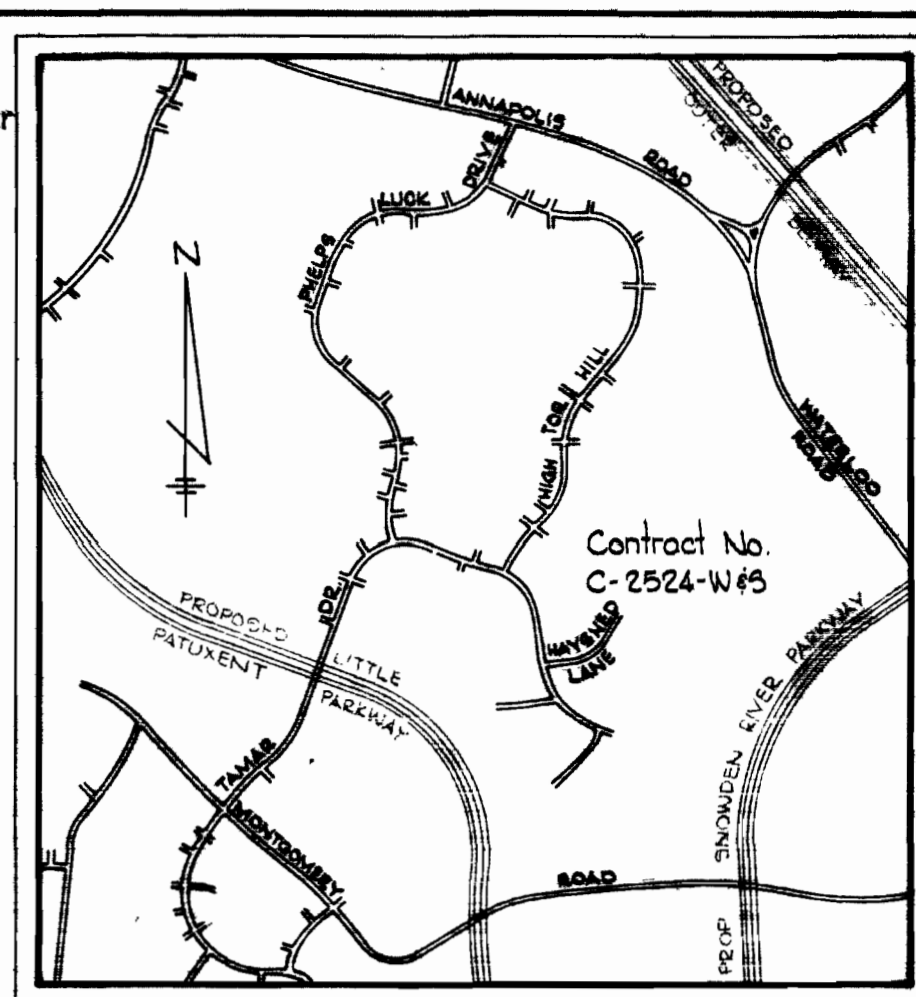


Bench Mark Elev. 400.27
 Put in steel facing of catch basin,
 west side of Tamar Drive, at N.E. corner
 of Parcel "D"

NOTE:
 1. Existing 8" W.C. C.I.P.
 2. Uncover Ex. 8" W.C. pipe, only side of 8" S.T.S.W. and 8" C.T.S.W.
 3. EXISTING AND PROPOSED MAINS MUST NOT BE LOCATED CLOSER THAN 3' TO EXISTING POINT ON 8" W.C.



GENERAL NOTES

1. Approximate location of existing mains are shown. The Contractor shall take all necessary precautions to protect existing mains and services and maintain uninterrupted supply. Any damage incurred shall be repaired immediately.
2. All pipe elevations shown are invert elevations.
3. The Contractor shall locate existing utilities a minimum of two weeks in advance of construction operations in vicinity of utilities.
4. For all standard details see standards bound in Specifications.
5. Clear all utilities by a minimum of 6'; clear all poles by 2'-0" minimum or tunnel as required.
6. The Contractor shall provide a joint in all sewer mains within 2'-0" of exterior manhole walls.
7. All manholes shall be 4'-0" inside diameter.
8. All water mains to have a minimum of 3'-6" cover unless otherwise noted.
9. Block all fittings with concrete, see standards bound in Specifications.
10. Bury Line elevations on fire hydrants shall be set to the elevations shown on the drawings.
11. All fire hydrants shall be strapped to the tee and shall be buttressed with concrete in accordance with standard details.
12. All horizontal and vertical controls are based on Maryland State Datum.

QUANTITIES	
ITEM	QUANTITY
8" Sewer	1345 L.F.
8" Water	960 L.F.
6" Water	140 L.F.
F.H.	4


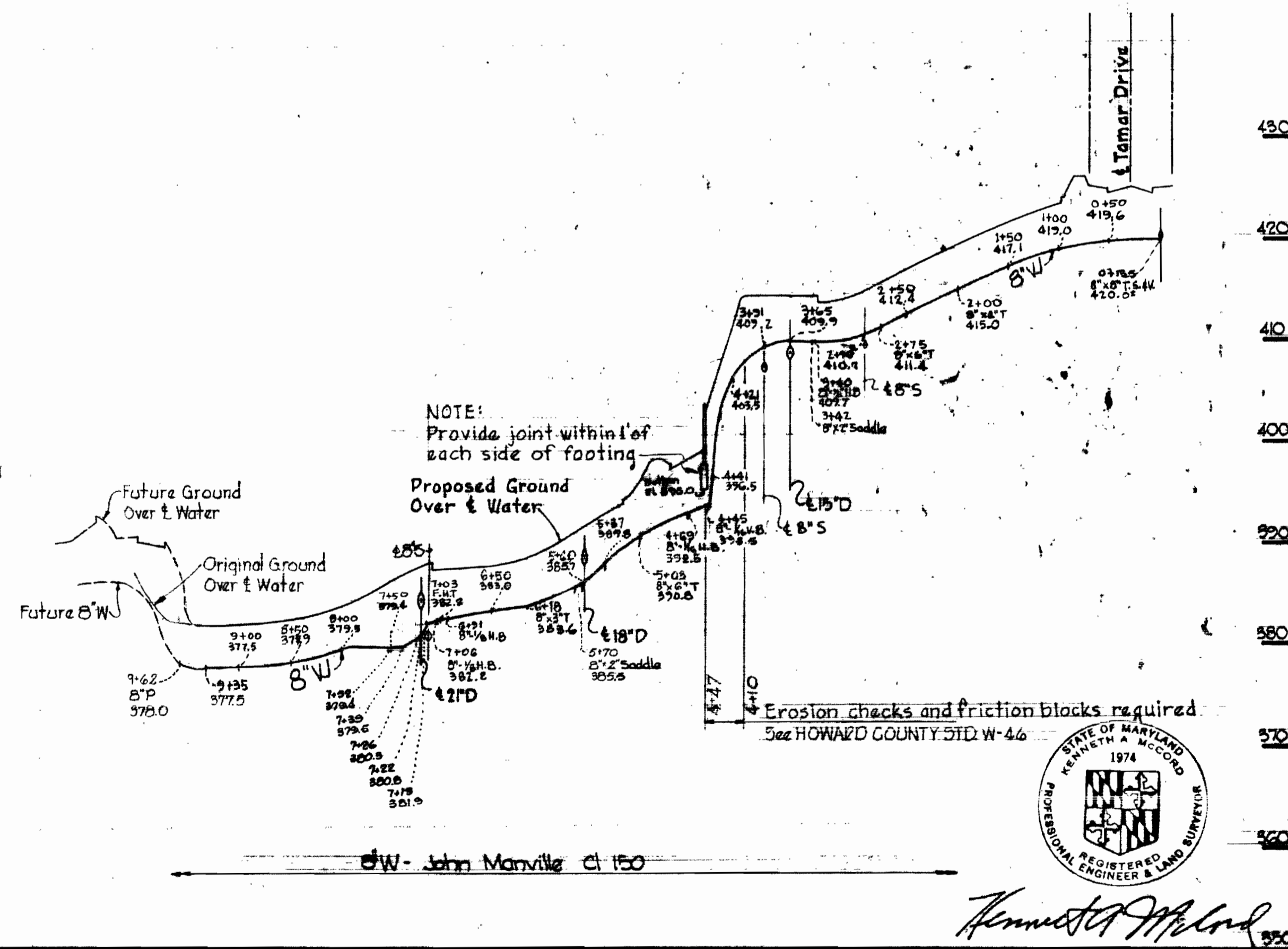
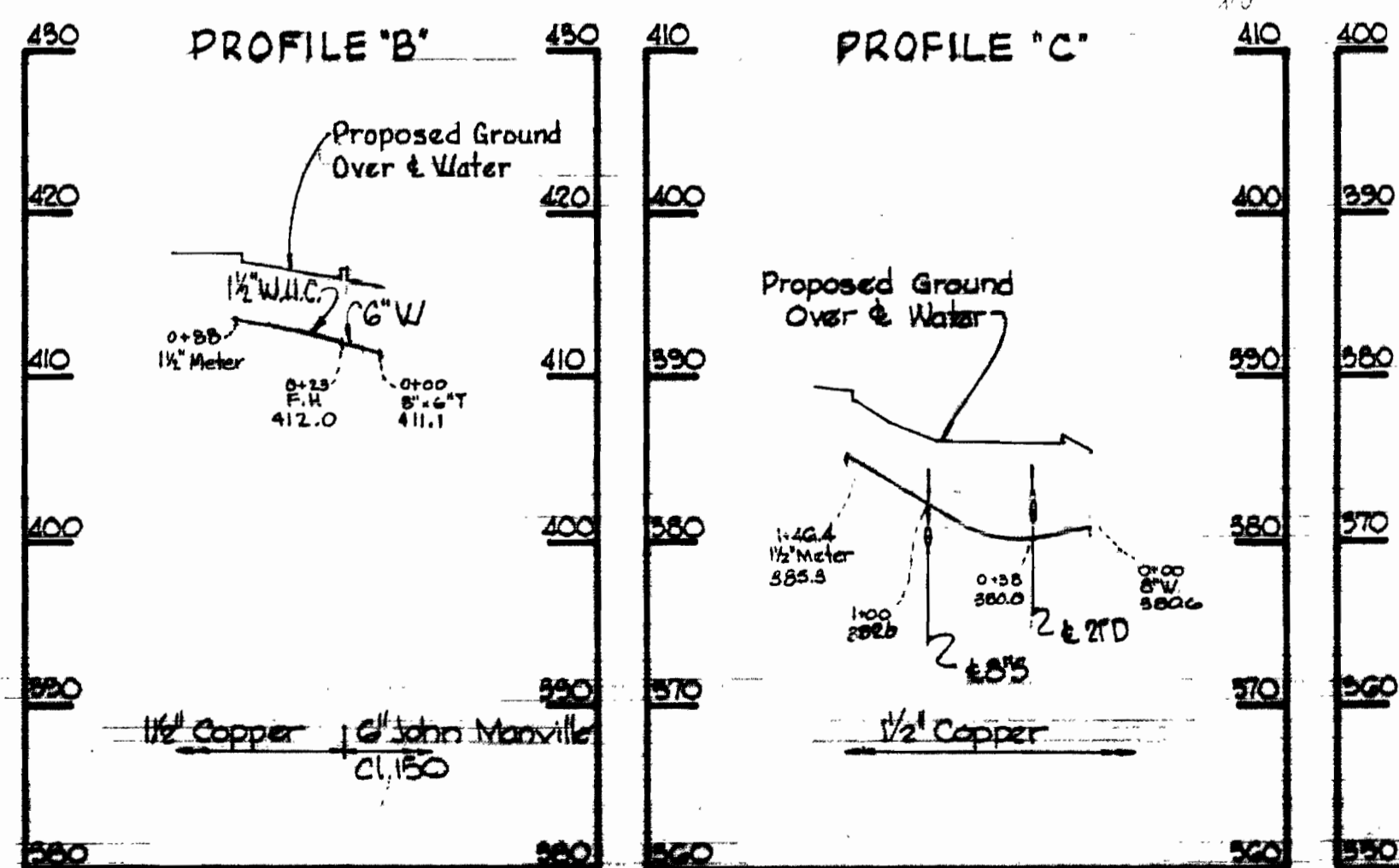
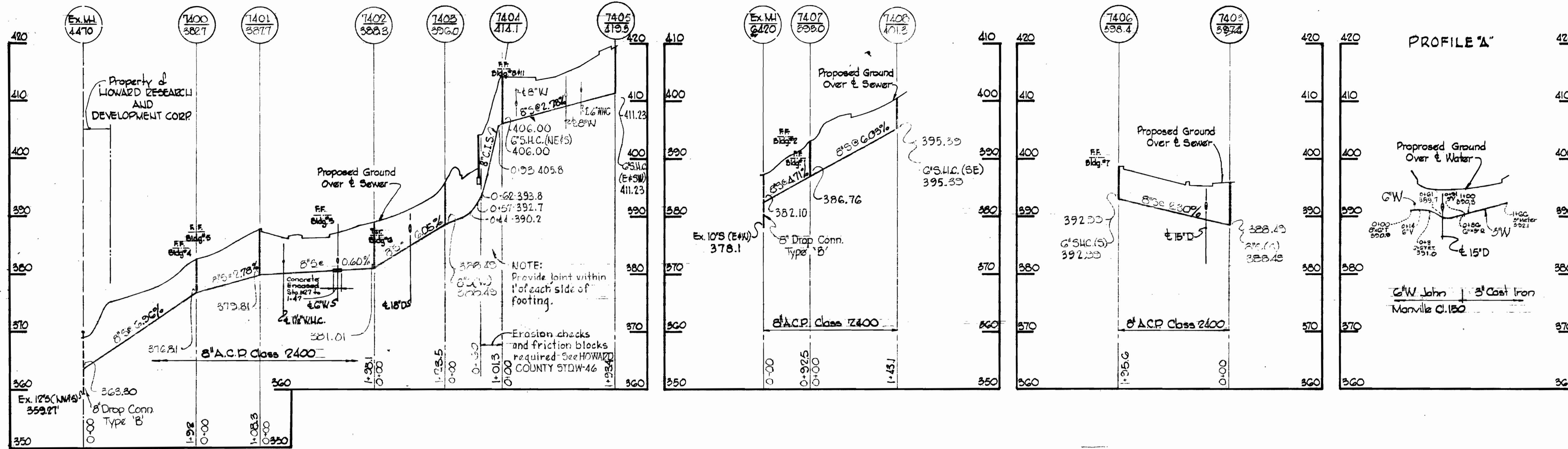
As-Built Stakeout/ Diary FB 5704
 MH-F.H.'s used
 2" W.H.C. - 2" Copper, 2" Double Strapped Saddle
 2" Corporation at main, Curb Stop set inside vault. No 2" valve used.
 1/2" W.H.C. - Copper
 8" W.H.C. - Cast Iron
 8" C.W. - John Manville Class 150



Kenneth A. McCord
 Village of Long Reach, Section 1, Area 1
 Lot D-1 A Resubdivision of Parcel "D"
 Contract No. C-2524-W45

WHITMAN, REQUARDT & ASSOCIATES ENGINEERS 1304 ST. PAUL ST. BALTIMORE, MARYLAND	DEPARTMENT OF PUBLIC WORKS HOWARD COUNTY, MARYLAND DATE 4-1-74 <i>W.O. Silbert</i> CHIEF BUREAU OF ENGINEERING	CONTRACT NO. C-2524 W45	PLAN OF WATER AND SEWER MAINS	COLUMBIA VILLAGE OF LONGREACH ELECTION DISTRICT GUILFORD NO. 6	DRAWING NO. 1 OF 2	SCALE 1"=50'
--	--	--------------------------------	--------------------------------------	---	---------------------------	---------------------

SUPERIMPOSE



Kenneth M. Melrod

WS 524-W5/2

SUPERIMPOSE

WHITMAN, REQUARDT & ASSOCIATES ENGINEERS 1304 ST. PAUL ST. BALTIMORE, MARYLAND	DEPARTMENT OF PUBLIC WORKS HOWARD COUNTY, MARYLAND DATE 4-1-74 <i>W.O. Pellet</i> CHIEF, BUREAU OF ENGINEERING	CONTRACT NO. C-524 W55	PROFILES OF WATER AND SEWER MAINS	COLUMBIA VILLAGE OF LONGREACH ELECTION DISTRICT GUILFORD NO. 6	DRAWING NO. 2 OF 2 SCALE H=1"=100' V=1"=10'
---	--	------------------------	--------------------------------------	--	---

W.O. 6023-2

AS BUILT Jan. 23, 1975