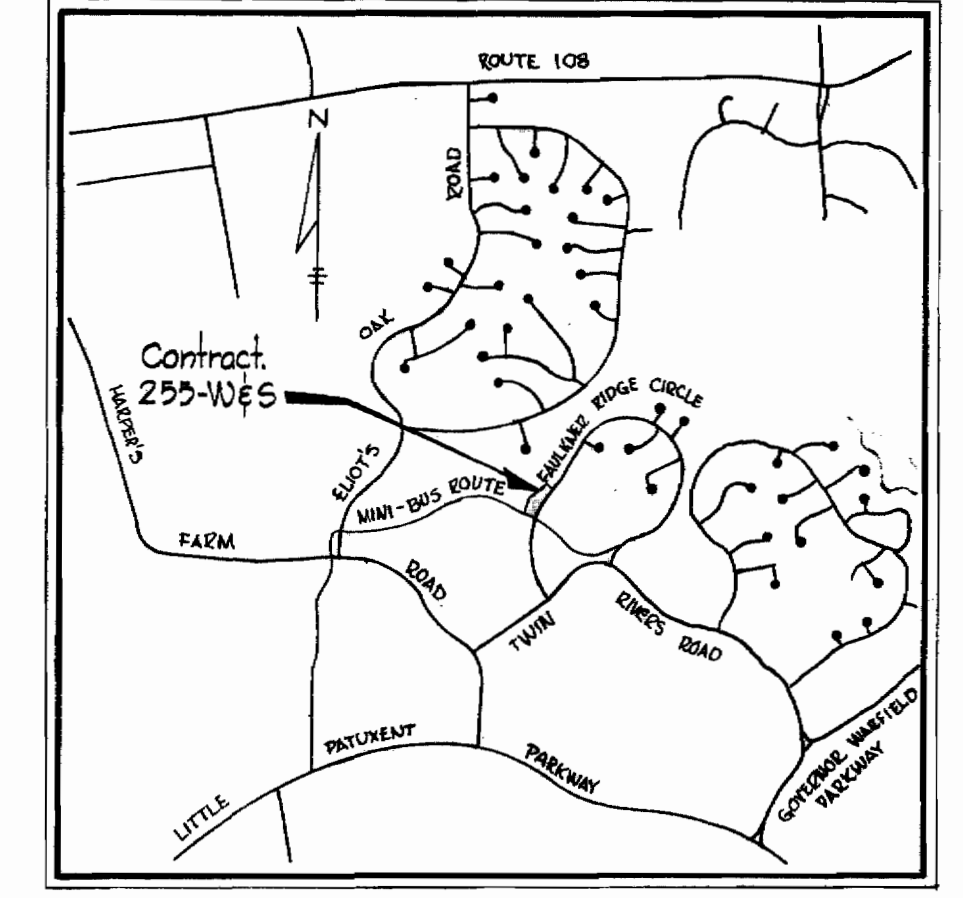


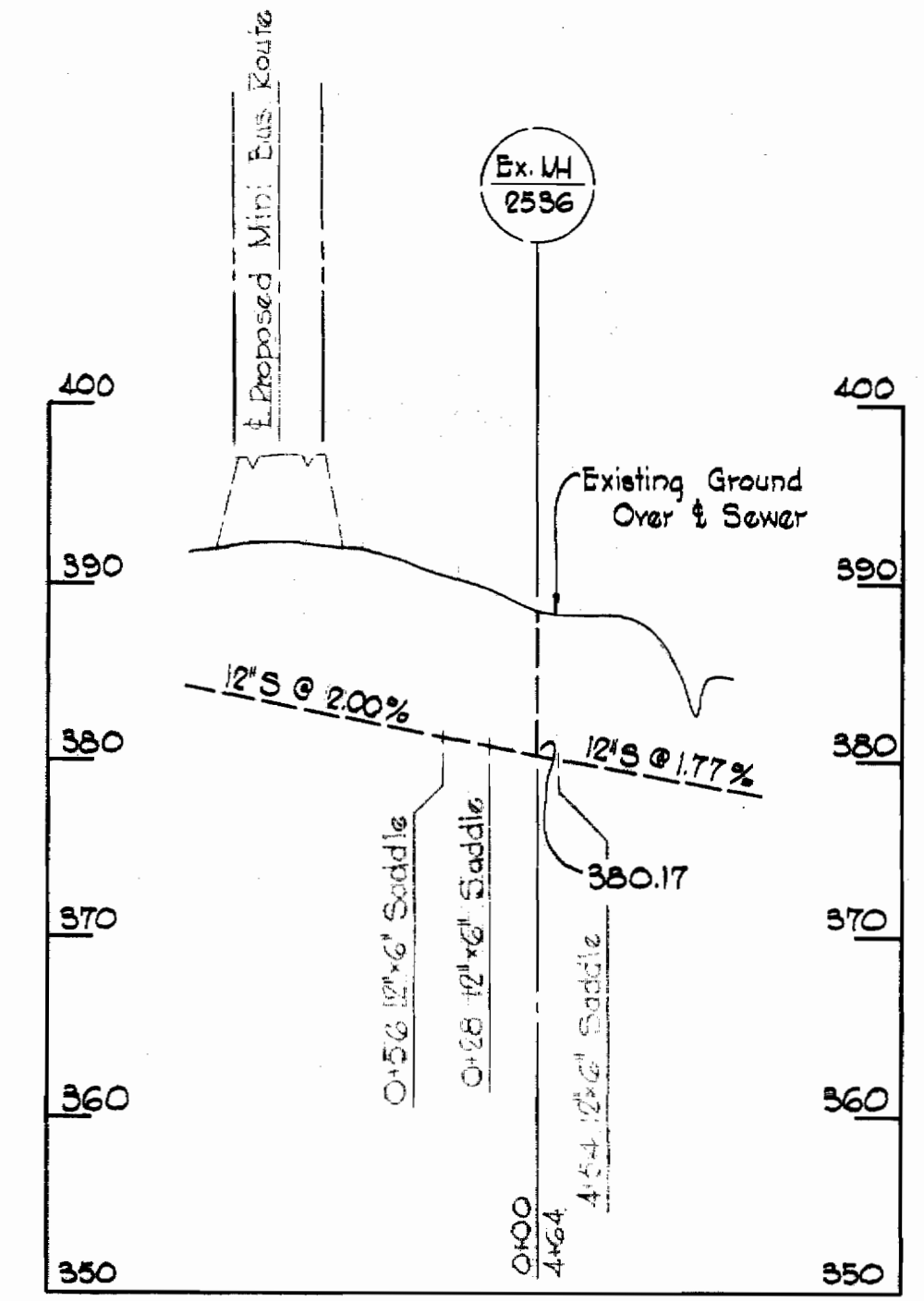
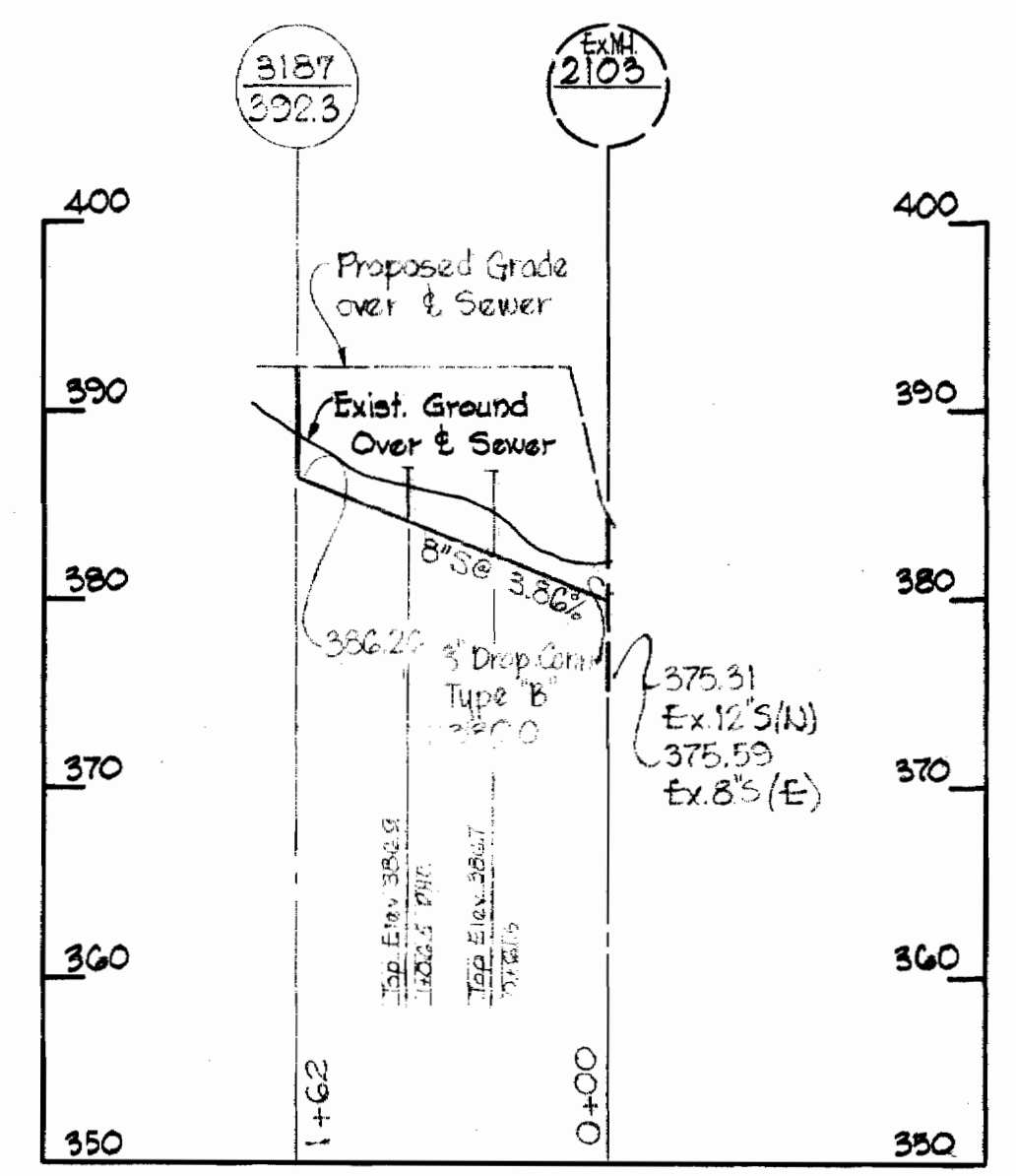
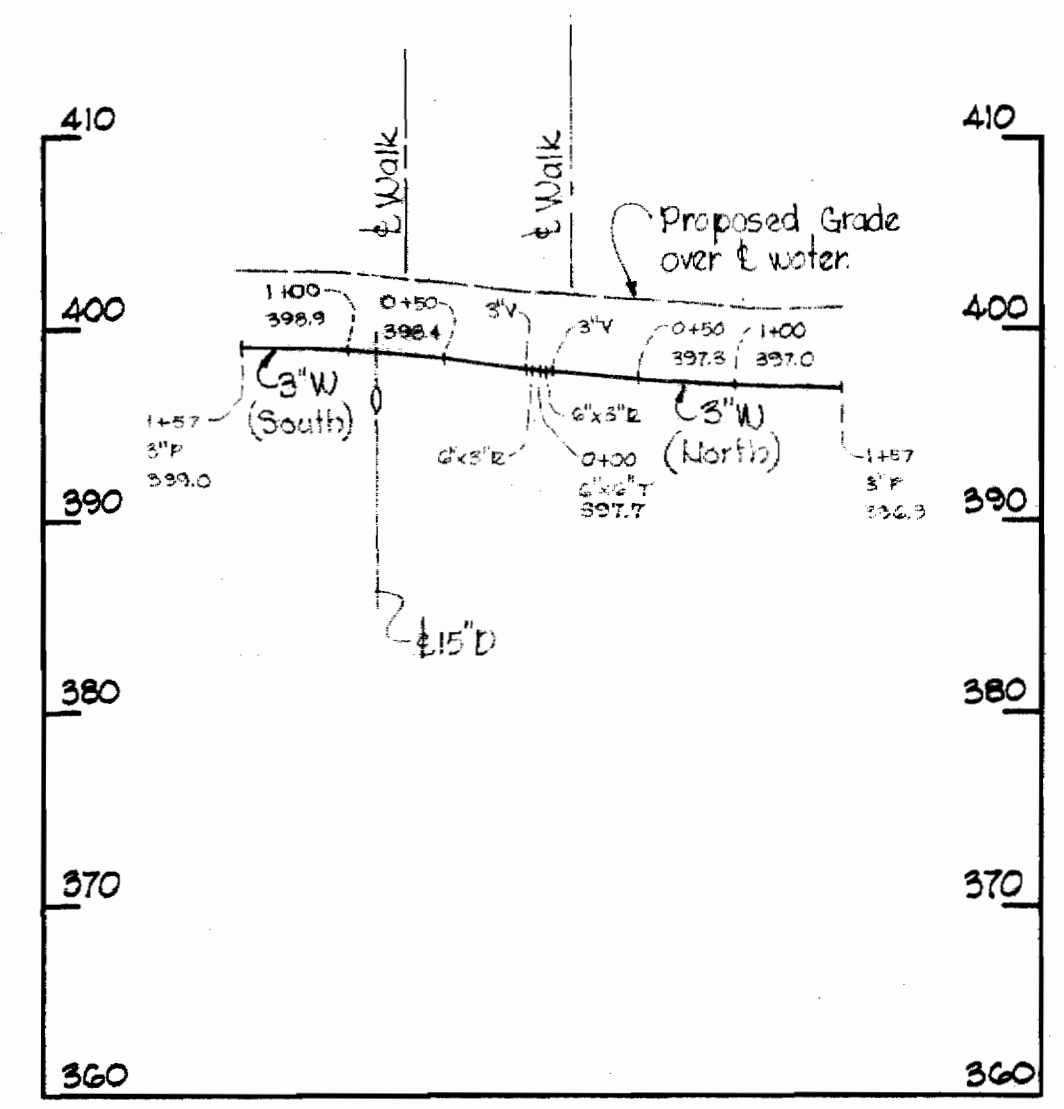
**PLAN**  
Scale: 1"=50'

**GENERAL NOTES**

1. Approximate location of existing mains are shown. The Contractor shall take all necessary precautions to protect existing mains and services and maintain uninterrupted supply. Any damage incurred shall be repaired immediately.
2. All pipe elevations shown are invert elevations.
3. The Contractor shall locate existing utilities a minimum of two weeks in advance of construction activities in the vicinity of the utilities.
4. For all standard details see standards bound in Specifications.
5. All water mains to be C.I.P. or D.I.P., and have a minimum of 3 1/2' cover.
6. Block all fittings with concrete, see standard details bound in Specifications.
7. Clear all utilities by a minimum of 6', clear all poles by 2'-0" minimum or tunnel as required.
8. Sewer manholes shall be 4'-0" inside diameter unless otherwise noted.
9. A pipe joint shall be provided in each sewer main within 2'-0" of the exterior of manholes walls.
10. Sewer house connections shall be 6" pipe sloped up at 2% from main sewer except where shown on plans as 1%.
11. Trees are to be protected against damage to the maximum extent reasonable. Trees which are to remain in streets and other rights of way will be marked by the Engineer prior to commencing of construction operations.
12. Water & Sewer mains shall not be constructed until proposed Grades as shown on the profiles are accomplished.
13. All Sewer mains to be CSPX, VCPX or ACP Class 2400.




**VICINITY MAP**  
Scale: 1"=2500'



**PROFILE**  
Scale: Horiz. 1"=100'  
Vert. 1"=10'  
All SEWER PIPE - A.C. Class 2400  
All WATER PIPE - CAST IRON

MATERIALS TO BE FURNISHED BY THE COMMISSION	
ITEM	QUANTITY
3"V	2

QUANTITIES	
ITEM	QUANTITY
3"W	310'
6"W	10'
8"V	158'



*Kenneth A. McCord*

Contract C-255-W&S

<b>WHITMAN, REQUARDT &amp; ASSOCIATES</b> ENGINEERS 1304 ST. PAUL ST. BALTIMORE, MARYLAND	<b>HOWARD COUNTY METROPOLITAN COMMISSION</b> DATE: 7-9-68 <i>W. O. Palmiter</i> CHIEF ENGINEER	<b>CONTRACT NO. C-255-W&amp;S</b>	<b>PLAN AND PROFILES OF WATER AND SEWER MAINS</b>	<b>COLUMBIA VILLAGE OF HARPER'S CHOICE ELECTION DISTRICT CLARKSVILLE NO 5</b>	<b>DRAWING NO. 1</b>	<b>SCALE AS SHOWN</b> 50G, 47G
					<b>OF 1</b>	

255-WS/1