
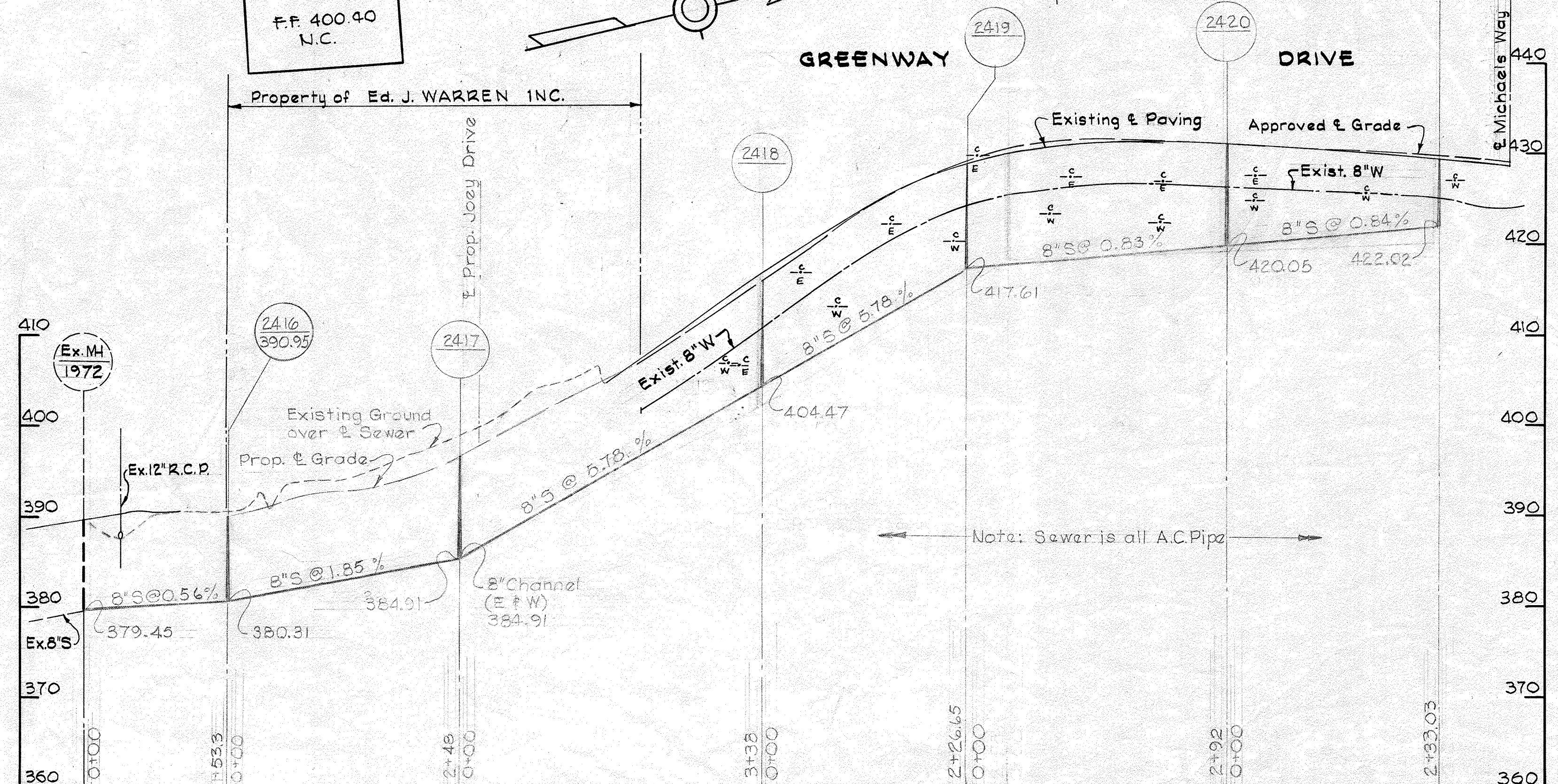


W.R.E.A. B.M. #41-B ELEV 426.41
X-Cut roadside Flange bolt, Fire Hydrant E. Side Greenway Drive 1800 S. of St. Johns Lane.

GENERAL NOTES

1. Approximate locations of existing mains are shown. The Contractor shall take all necessary precautions to protect existing mains and services and maintain uninterrupted supply. Any damage incurred shall be repaired immediately.
2. All pipe elevations shown are invert elevations.
3. The Contractor shall locate existing utilities a minimum of two weeks in advance of construction operations in vicinity of utilities.
4. For all standard details see standards bound in Specifications.
5. Clear all utilities by a minimum of 6'-0" clear all poles by 2'-0" minimum or tunnel as required.
6. All 8" C.I. sewer pipe to be Class 22 or 8" D.I. sewer pipe Class 2.
7. The Contractor shall provide a joint in all sewer mains within 2'-0" of exterior manhole walls.



Kenneth A. McLeod

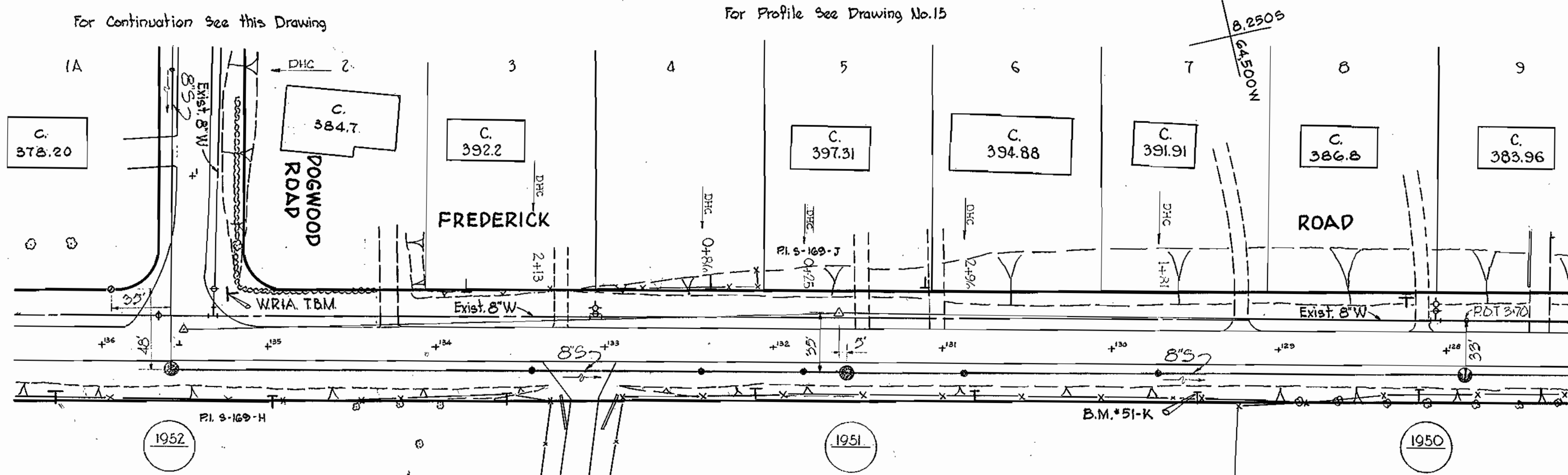
Greenway Drive
Contract No. 130-S-A

WHITMAN, REQUARDT & ASSOCIATES ENGINEERS 1304 ST. PAUL ST. BALTIMORE, MARYLAND	HOWARD COUNTY METROPOLITAN COMMISSION 10-5-67 DATE	CONTRACT NO. 130-S-A	PLAN & PROFILE OF SEWER MAINS	ELECTION DISTRICT ELLCOTT CITY NO. 2	DRAWING NO. 1 OF 1	SCALE AS SHOWN
---	--	----------------------	----------------------------------	---	--------------------------	----------------------

W. O. 5839-2

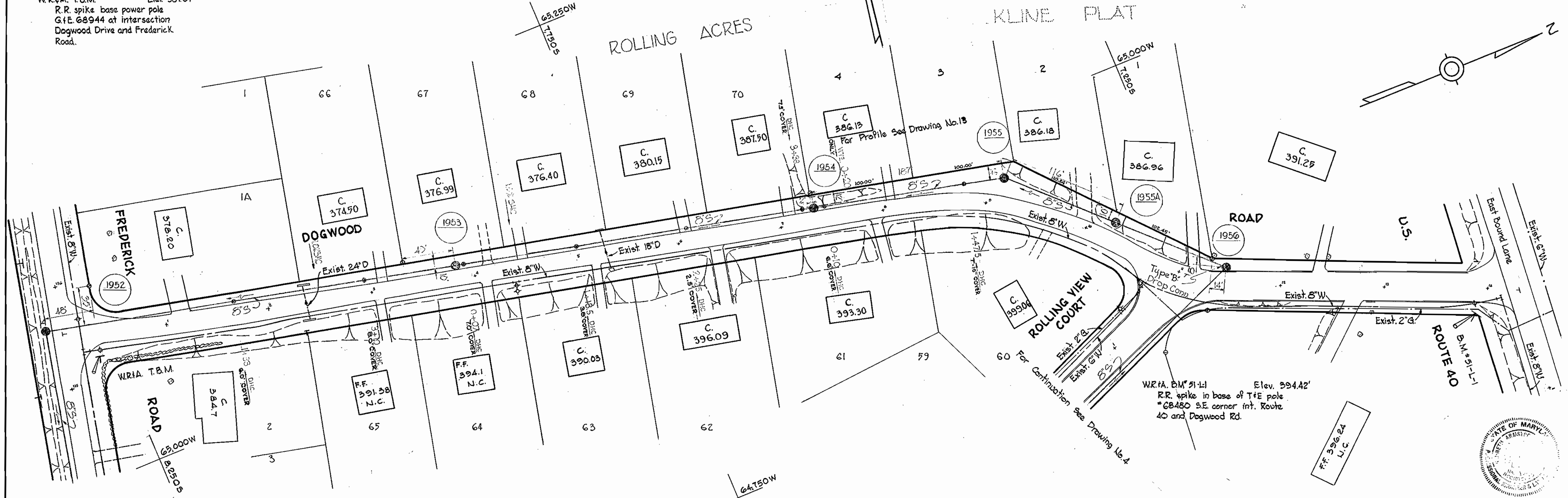
AS BUILT F. O. 3919

WS 130-S-A/1



W.R.A. B.M. # 51-K Elev. 389.74'
 R.R. spike in base of C/P pole # 506,
 S. side Frederick Rd. 1300'± W. of
 Log Cabin Lodge.

W.R.A. T.B.M. Elev. 387.07
 R.R. spike base power pole
 G.F.E. 68944 at intersection
 Dogwood Drive and Frederick
 Road.



W.R.A. B.M. # 51-L1 Elev. 394.42'
 R.R. spike in base of T/E pole
 # 68480 S.E. corner int. Route
 40 and Dogwood Rd.



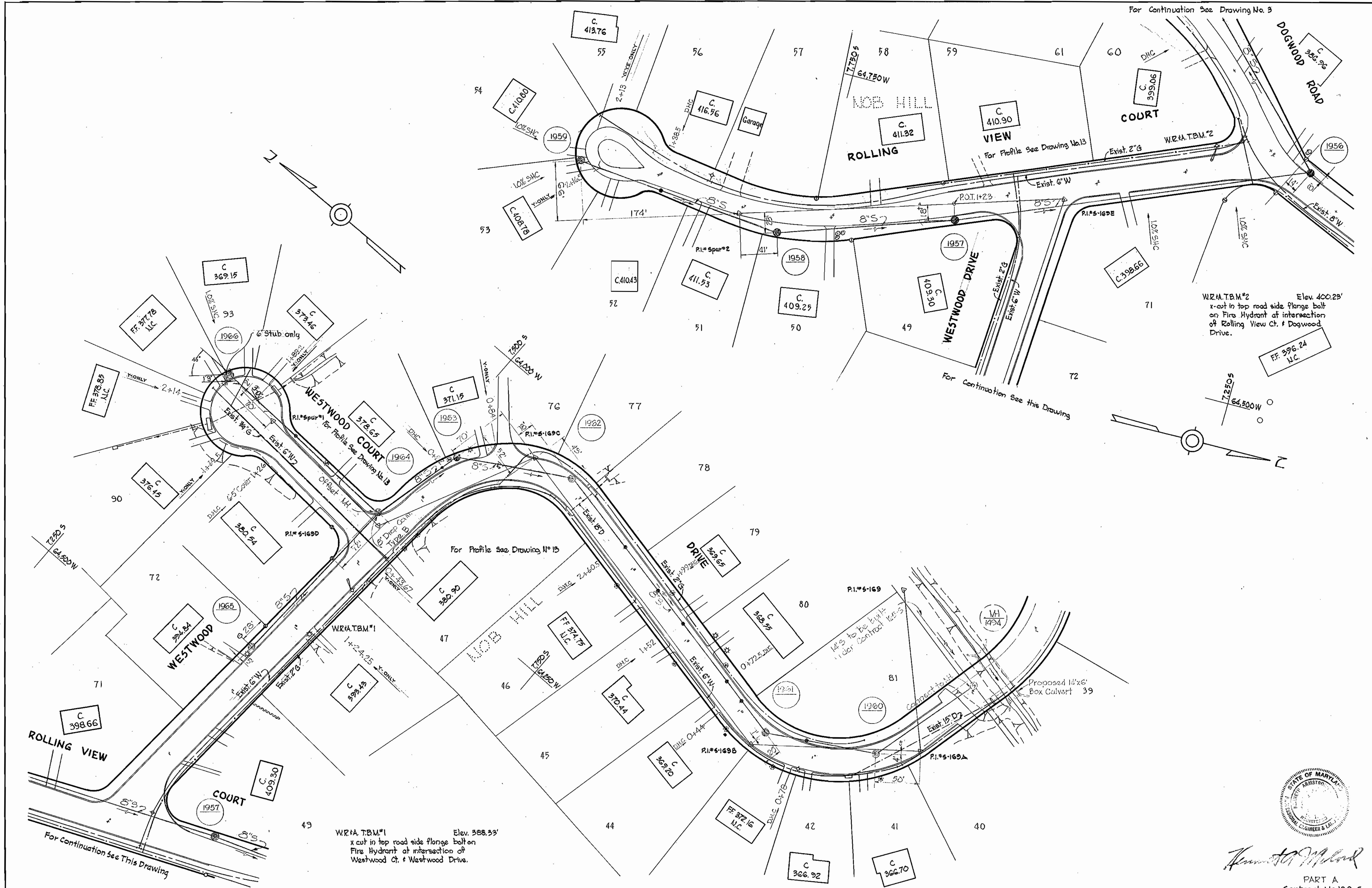
Kenneth M. ...
 PART A
 Contract No. 130-S

WHITMAN, REQUARDT & ASSOCIATES ENGINEERS 1304 ST. PAUL ST. BALTIMORE, MARYLAND	HOWARD COUNTY METROPOLITAN COMMISSION DATE 7-28-67 [Signature] CHIEF ENGINEER	CONTRACT NO. 130-S	PLAN OF SEWER MAINS	ELECTION DISTRICT ELLICOTT CITY NO. 2	DRAWING NO. 3 OF 16 SCALE 1" = 50' FB 2165
---	---	--------------------	------------------------	--	--

W. O. 5562-2


1 MAR. 67

WS 130-S/3



W.R.M.T.B.M.*2 Elev. 400.25'
 x-cut in top road side flange bolt
 on Fire Hydrant at intersection
 of Rolling View Ct. & Dogwood
 Drive.

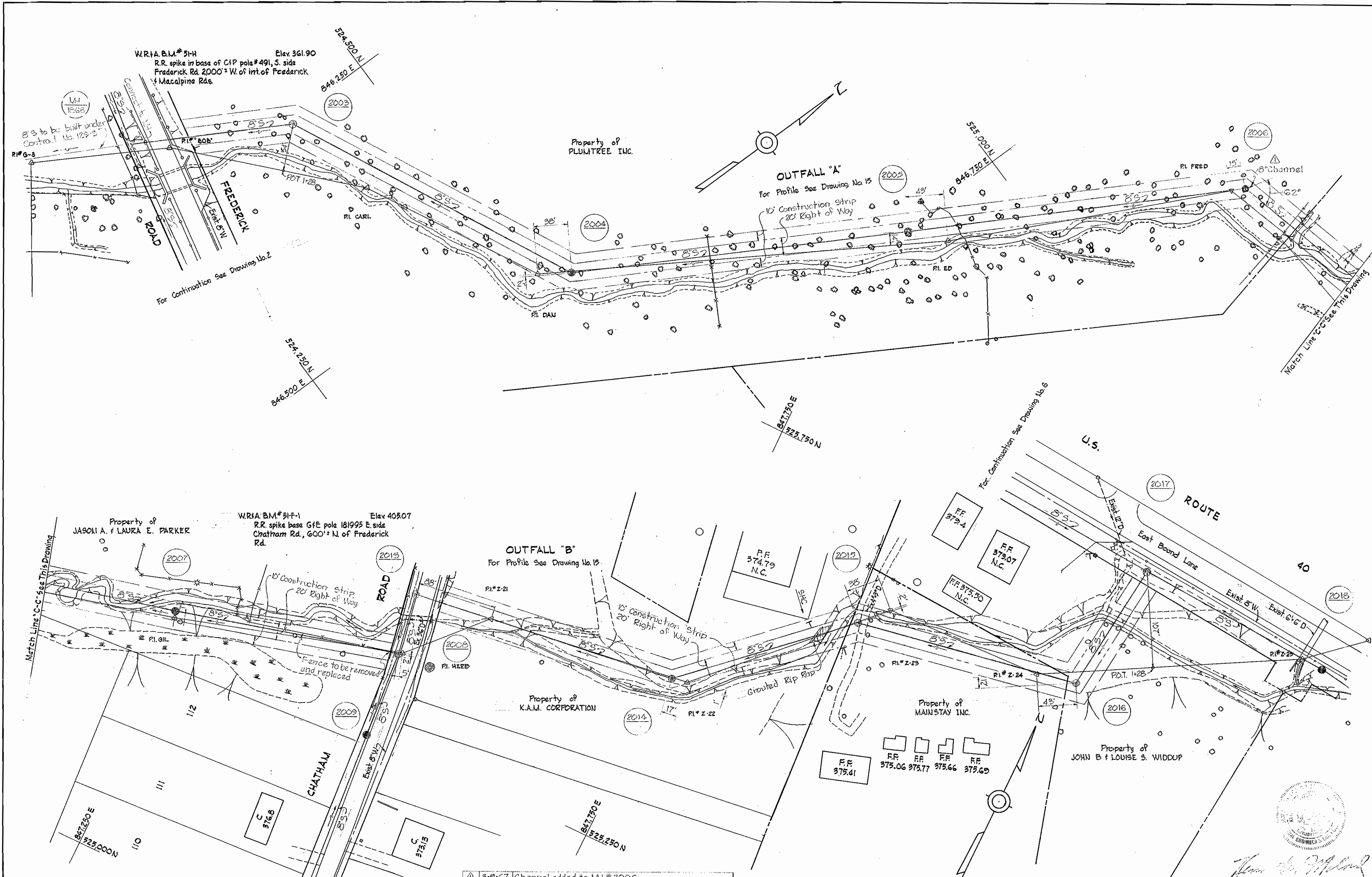
W.R.M.T.B.M.*1 Elev. 388.33'
 x-cut in top road side flange bolt
 on Fire Hydrant at intersection of
 Westwood Ct. & Westwood Drive.



Howard C. Armstrong
 PART A
 Contract No. 130-S

WHITMAN, REQUARDT & ASSOCIATES ENGINEERS 1304 ST. PAUL ST. BALTIMORE, MARYLAND	HOWARD COUNTY METROPOLITAN COMMISSION DATE: 2-28-67 CHIEF ENGINEER: <i>W. O. Gilbert</i>	CONTRACT NO. 130-S	PLAN OF SEWER MAINS	ELECTION DISTRICT ELLICOTT CITY NO. 2	DRAWING NO. 4 OF 16 SCALE 1" = 50' 8 SW 48 8 SW 44 5 SW 44
---	--	--------------------	------------------------	--	--

WS 130-S/4



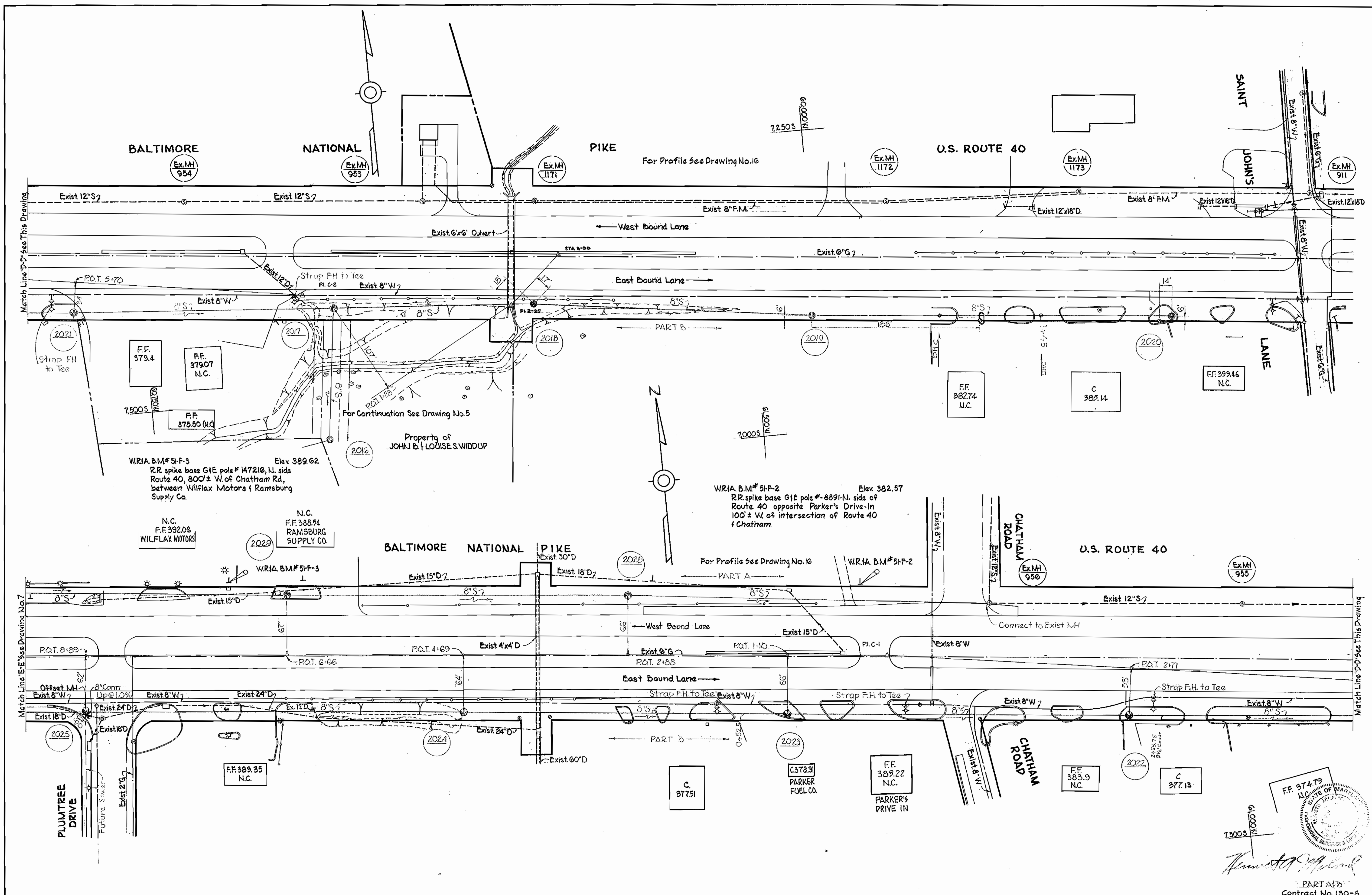
3-9-67	Channel added to MH # 2006
No	Date
	Revision

WHITMAN, REQUARDT & ASSOCIATES ENGINEERS 1304 ST. PAUL ST. BALTIMORE, MARYLAND	HOWARD COUNTY METROPOLITAN COMMISSION DATE: 2-28-67 <i>W.O. Lillard</i> CHIEF ENGINEER	CONTRACT NO. 130-S	PLAN OF SEWER MAINS	ELECTION DISTRICT ELLICOTT CITY NO. 2	DRAWING NO. 5 OF 16	SCALE 1" = 50' <small>328-488 525-484 525-485</small>
--	--	---------------------------	----------------------------	--	----------------------------	---

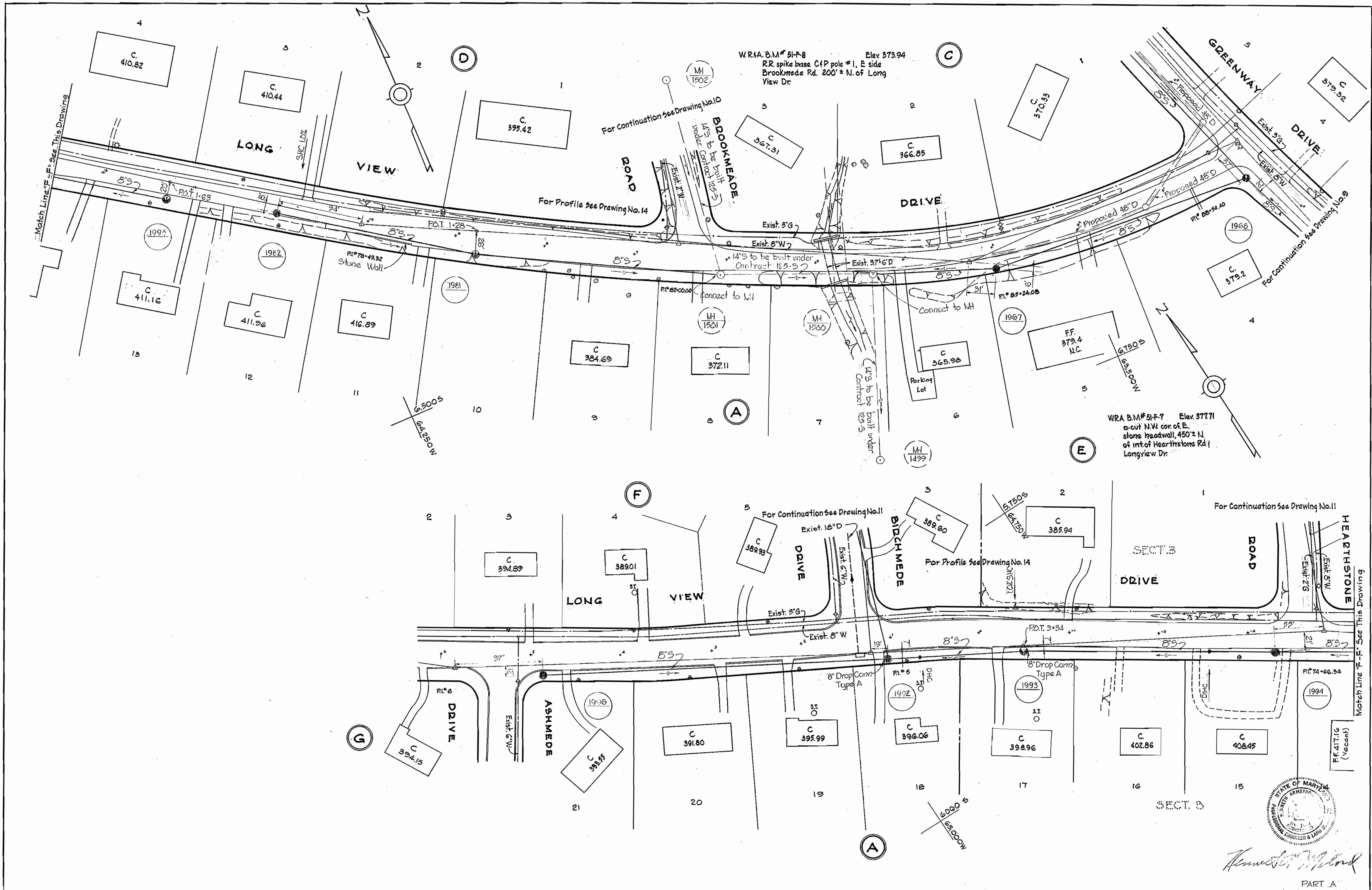
W. O. 5562-2
9 MAR. 67
FB. 3721
FB. 3721

WS 130-S/5

WS 130-S/6



WHITMAN, REQUARDT & ASSOCIATES ENGINEERS 1304 ST. PAUL ST. BALTIMORE, MARYLAND	HOWARD COUNTY METROPOLITAN COMMISSION 2-28-67 DATE	CONTRACT NO. 130-S	PLAN OF SEWER MAINS	ELECTION DISTRICT ELLICOTT CITY NO.2	DRAWING NO. 6 OF 16 SCALE 1" = 50' PART A/B Contract No. 130-S
---	--	--------------------	------------------------	---	---



W.R.A. B.M.#51-F-7 Elev. 377.71
 a-cut N.W. cor. of E. stone roadwall, 450'± N. of int. of Hearthstone Rd. Longview Dr.

W.R.A. B.M.#51-F-8 Elev. 373.94
 R.R. spike base C/P pole #1, E side Brookmeade Rd. 200'± N. of Long View Dr.



Kenneth J. Wood
 ENGINEER

PART A
 Contract No. 130-5

WHITMAN, REQUARDT & ASSOCIATES ENGINEERS 1304 ST. PAUL ST. BALTIMORE, MARYLAND	HOWARD COUNTY METROPOLITAN COMMISSION DATE: 2-28-67 <i>W.O. Libbert</i> CHIEF ENGINEER	CONTRACT NO. 130-S	PLAN OF SEWER MAINS	ELECTION DISTRICT ELLICOTT CITY NO. 2	DRAWING NO. 8 OF 16 SCALE 1" = 50' 6 DW 44 7 SW 43, 44 FB. 3713
---	---	--------------------	------------------------	--	---

W. O. 5562-2

1 MAR. 67
 AS BUILT

WS 130-S/8 SW

WS 130-S/9



W.R.I.A. B.M.#51-F-5 Elev. 384.32
 R.R. spike base GfE pole # 236666
 E. side Greenway Dr., 1250' ± N. of
 Route 40.

W.R.I.A. B.M.#51-F-4 Elev. 378.95'
 R.R. spike base GfE pole # 170280
 N. side Route 40, 85' ± W of Greenway
 Dr. entrance to Valley Made.



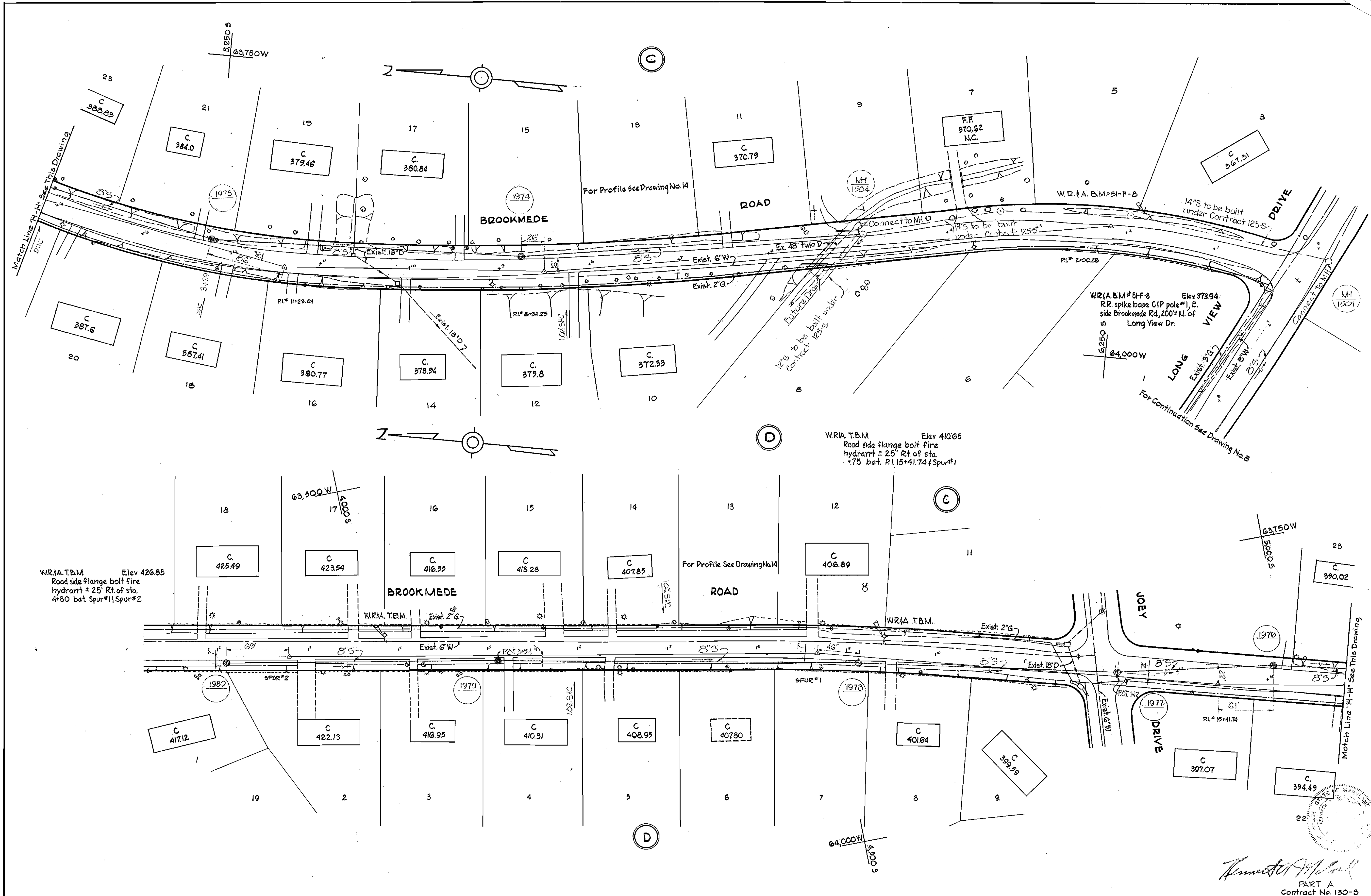
Handwritten signature

WHITMAN, REQUARDT & ASSOCIATES ENGINEERS 1304 ST. PAUL ST. BALTIMORE, MARYLAND	HOWARD COUNTY METROPOLITAN COMMISSION 2-28-67 <i>W. O. Elliott</i> CHIEF ENGINEER	CONTRACT NO. 130-S	PLAN OF SEWER MAINS	ELECTION DISTRICT ELLICOTT CITY NO. 2	PART A Contract No. 130-S DRAWING NO. 9 OF 16 SCALE 1" = 50' 5 SW 43 7 SW 43 8 SW 43
---	--	--------------------	------------------------	--	--

W. O. 5562-2

MAR. 67 AS BUILT 2117

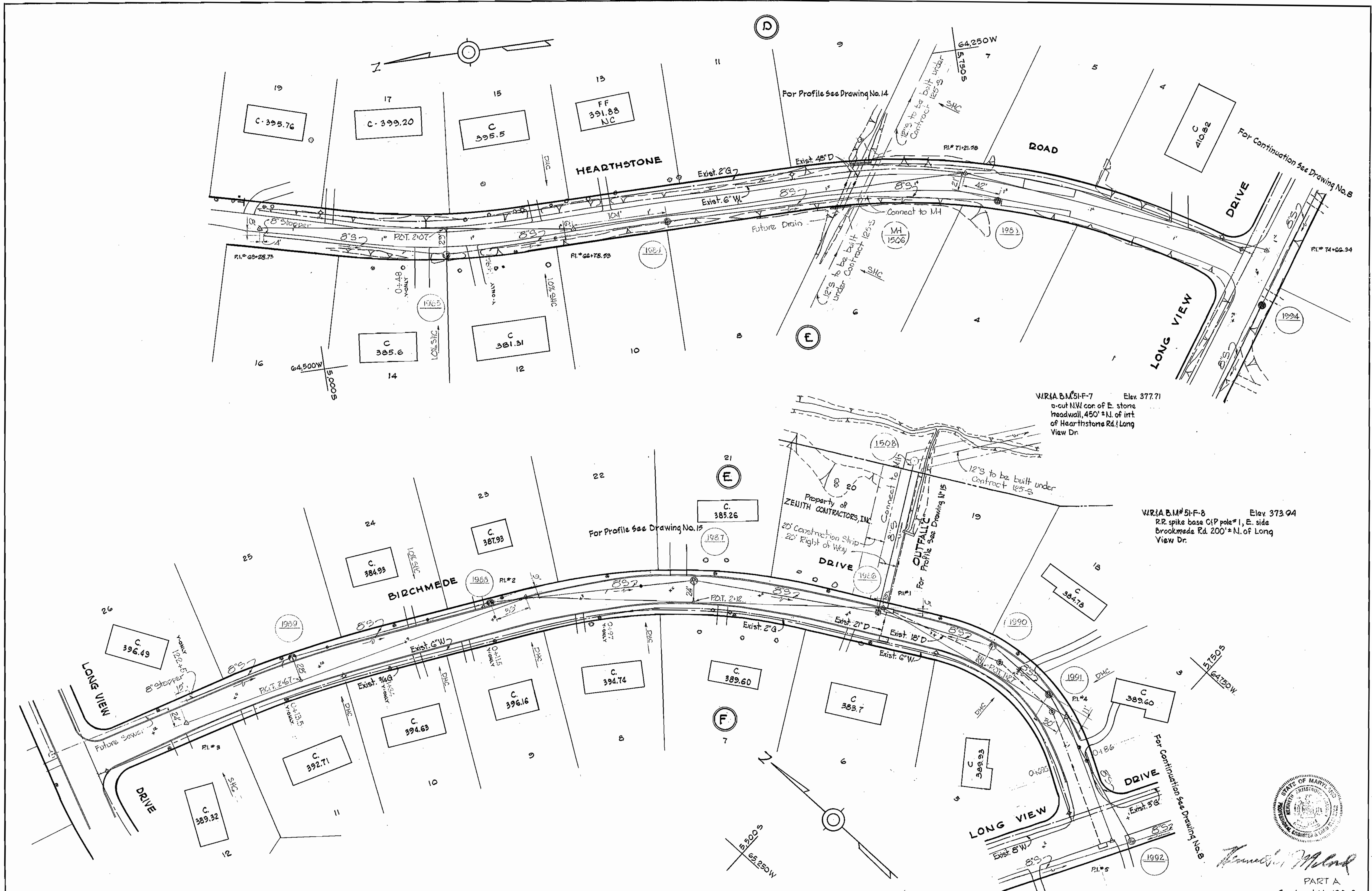
WS 130-S/10



WHITMAN, REQUARDT & ASSOCIATES ENGINEERS 1304 ST. PAUL ST. BALTIMORE, MARYLAND	HOWARD COUNTY METROPOLITAN COMMISSION DATE: 2-28-67 W.O. Liberty CHIEF ENGINEER	CONTRACT NO. 130-S	PLAN OF SEWER MAINS	ELECTION DISTRICT ELLICOTT CITY NO. 2	DRAWING NO. 10 OF 16 SCALE 1" = 50' 5 SW 43 6 SW 43 7 SW 43
---	--	--------------------	------------------------	--	---

W. O. 5562-2

Kenneth A. Milner
 PART A
 Contract No. 130-S
 1 MAR. 67
 FB. 2165
 3706



W.R.I.A. B.M.#51-F-7 Elev. 377.71
 a-cut NW cor. of E. stone
 headwall, 450' ± N. of irrt
 of Hearthstone Rd. Long
 View Dr.

W.R.I.A. B.M.#51-F-8 Elev. 373.94
 R.R. spike base G.P. pole #1, E. side
 Brookmade Rd. 200' ± N. of Long
 View Dr.



Thomas J. M... [Signature]

PART A
 Contract No. 130-8

WHITMAN, REQUARDT & ASSOCIATES ENGINEERS 1304 ST. PAUL ST. BALTIMORE, MARYLAND	HOWARD COUNTY METROPOLITAN COMMISSION DATE <u>2-28-67</u> <i>W.O. Libert</i> CHIEF ENGINEER	CONTRACT NO. <u>130-S</u>	PLAN OF SEWER MAINS	ELECTION DISTRICT ELLICOTT CITY NO.2	DRAWING NO. <u>11</u> OF <u>16</u> SCALE 1" = 50' 7 SW 43.44 5 SW 43.44 6 SW 43.44
---	--	---------------------------	------------------------	---	--

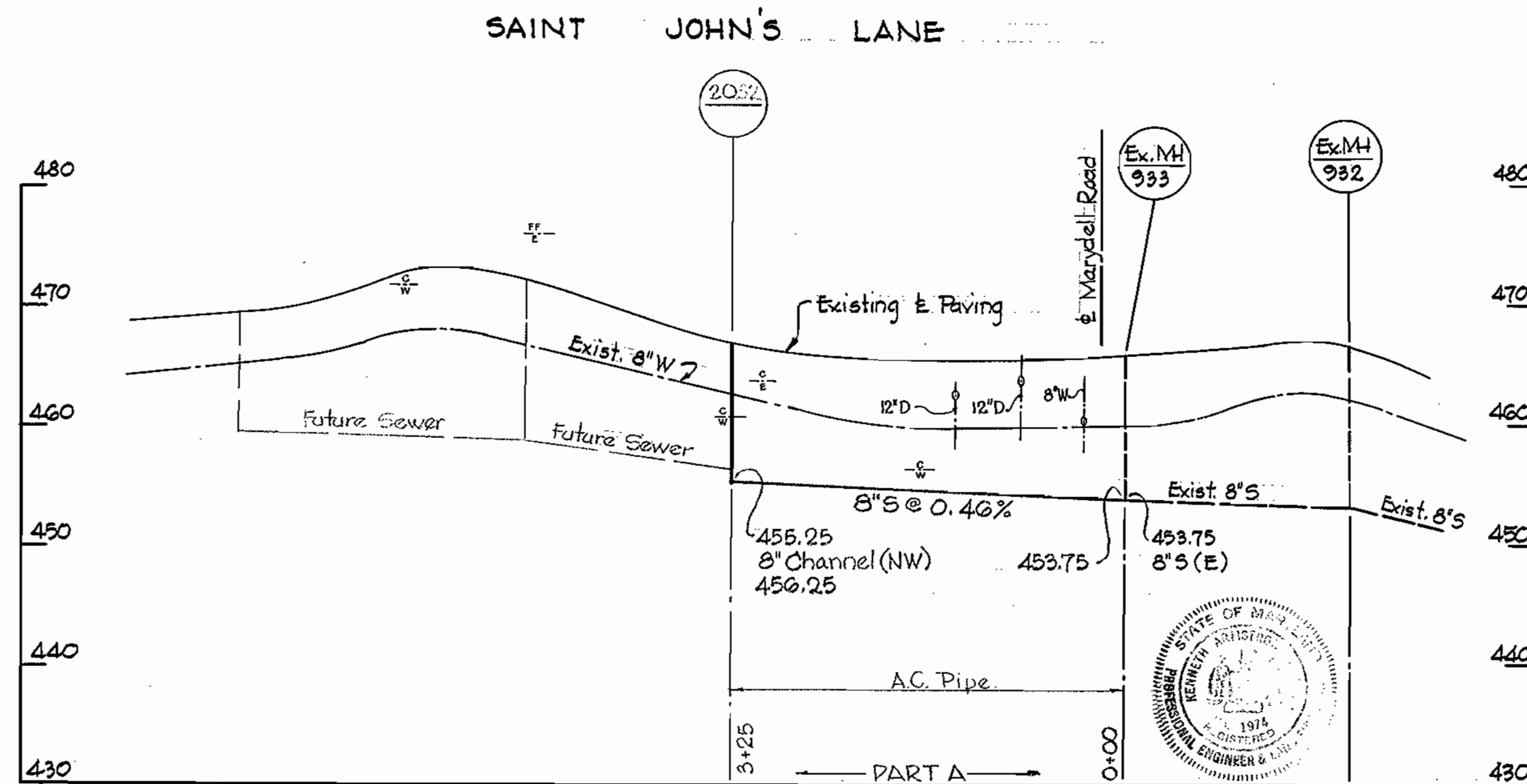
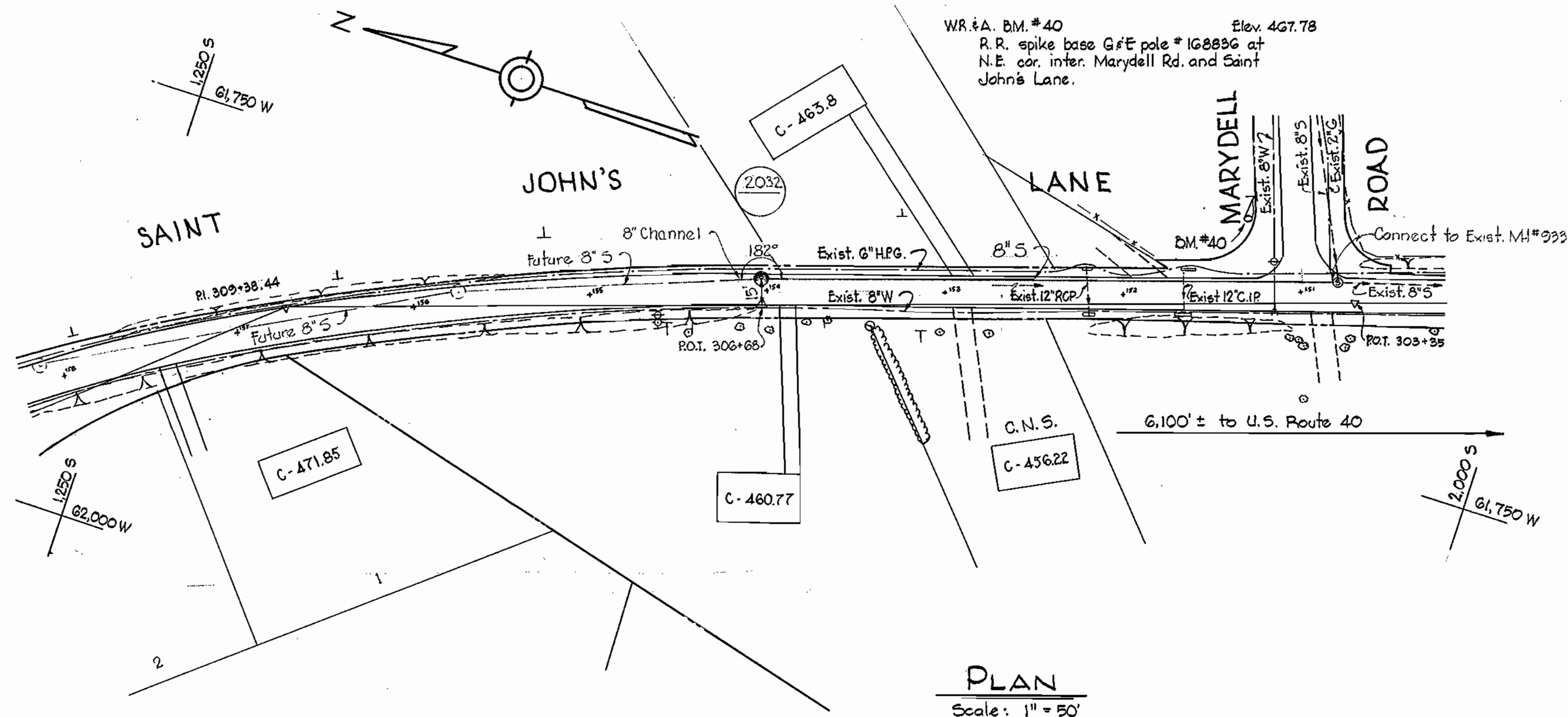
W. O. 5562-2

1 MAR. 67 AS BUILT 2740

WS 130-S/11

GENERAL NOTES

1. Approximate location of existing mains are shown. The Contractor shall take all necessary precautions to protect the existing mains and services and maintain uninterrupted supply. Any damage incurred shall be repaired immediately.
2. All pipe elevations shown are invert elevations.
3. The Contractor shall locate existing utilities a minimum of two weeks in advance of construction operations in vicinity of utilities.
4. For all standard details see Standard bound in Specifications.
5. All sewers shall be V.C.P.X., C.S.P.X. or Asbestos Cement Class 2400 unless otherwise noted.
6. Build all manholes to existing ground or paving unless otherwise noted.
7. Clear all existing utilities by 6" minimum.
8. Clear all poles by 2'-0" minimum or tunnel as required.
9. Cost of strapping F.H.'s to Tees to be included in the unit price bid for excavation and backfill of sewer mains.
10. The Contractor shall provide a joint in all sewer mains within 2'-0" of exterior manhole walls.
11. Cost of grouted rip rap to be included in the unit price bid for furnishing and laying of sewer mains.



Howard Milrod

PART A
Contract No 130-S

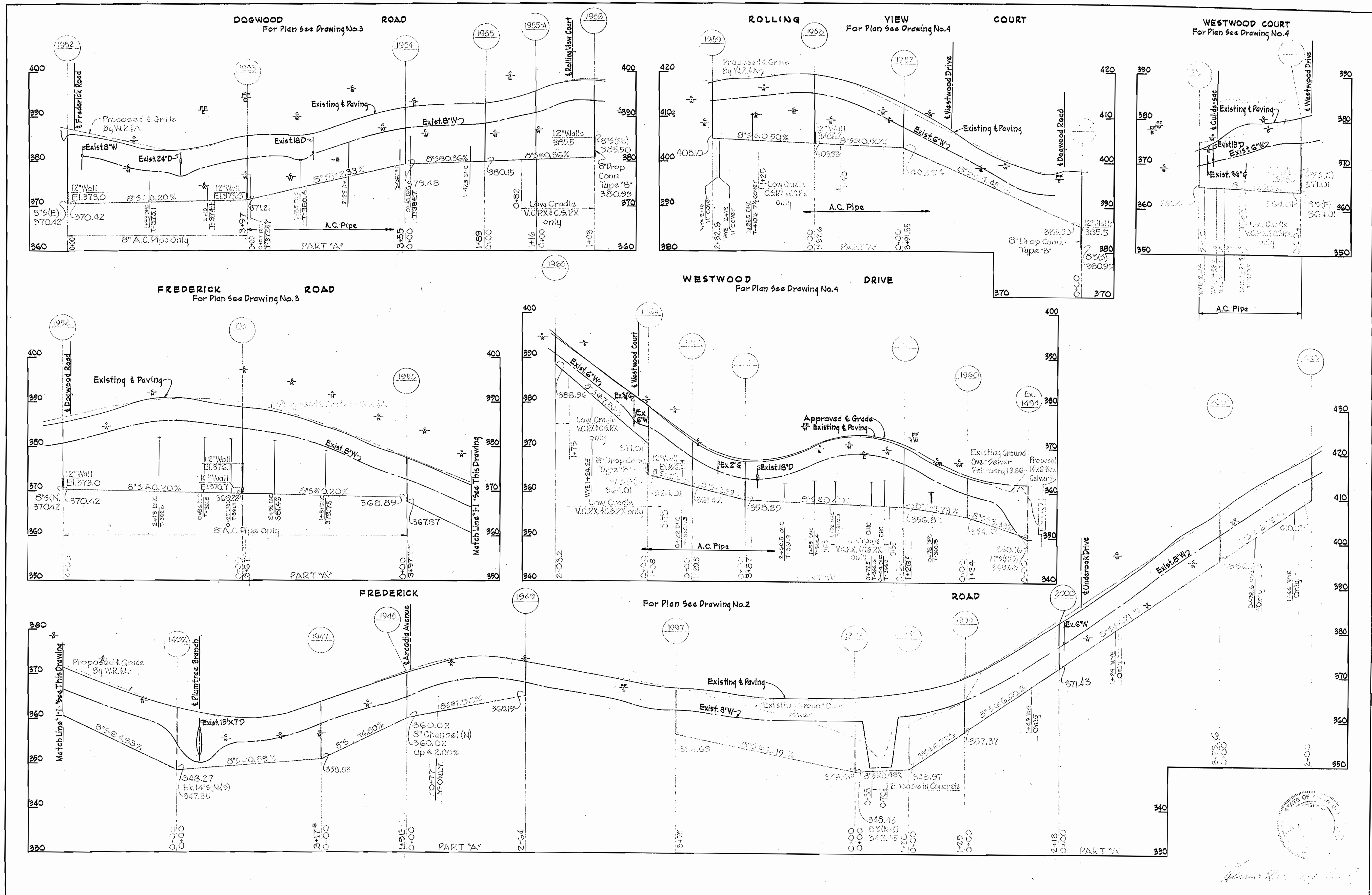
WHITMAN, REQUARDT & ASSOCIATES ENGINEERS 1304 ST. PAUL ST. BALTIMORE, MARYLAND	HOWARD COUNTY METROPOLITAN COMMISSION DATE: 2-28-67 <i>W.O. Liburd</i> CHIEF ENGINEER	CONTRACT NO. 130-S	PLAN & PROFILE OF SEWER MAINS	ELECTION DISTRICT ELLICOTT CITY NO.2	DRAWING NO. 12 OF 16 SCALE AS SHOWN 2 SW 42
---	--	--------------------	----------------------------------	---	---

W. O. 5562-2

1 MAR. 67
 AS BUILT
 FB. 2349

WS 130-5/12


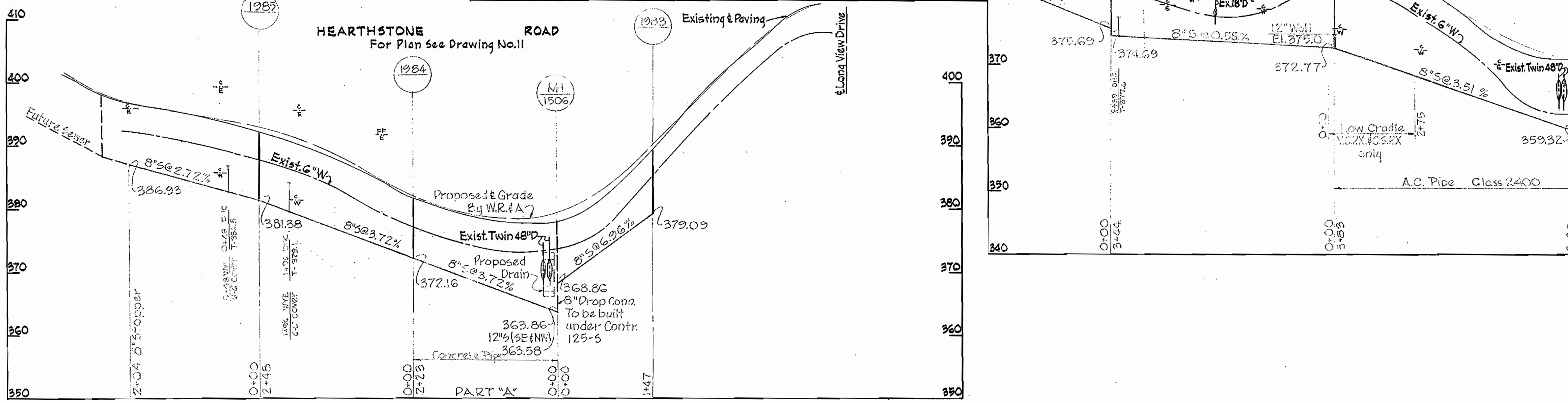
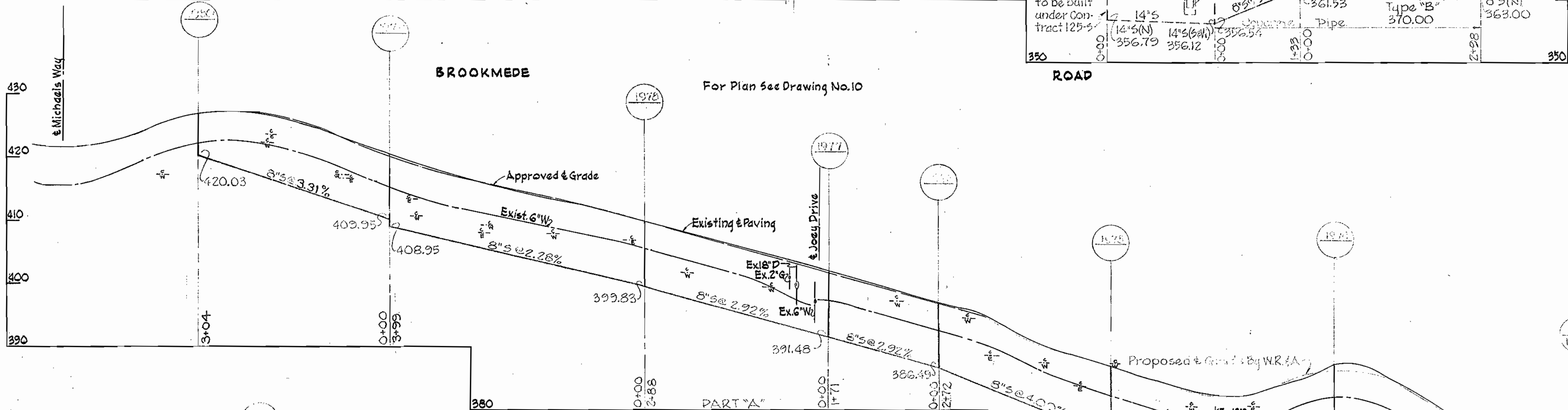
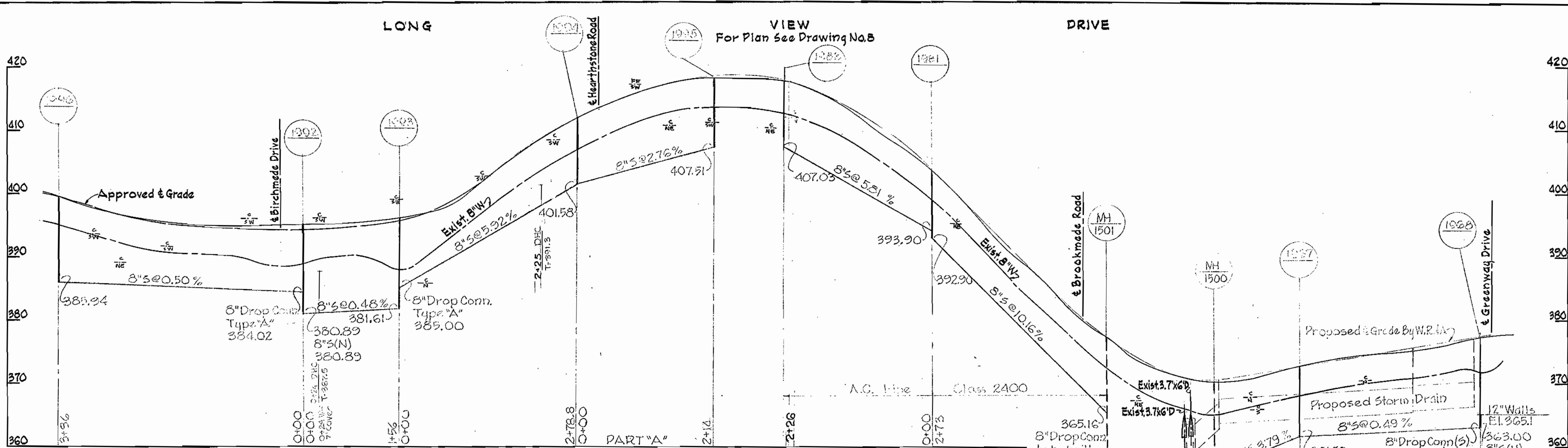
WS 130-S/13



<p>WHITMAN, REQUARDT & ASSOCIATES ENGINEERS 1304 ST. PAUL ST. BALTIMORE, MARYLAND</p>	<p>HOWARD COUNTY METROPOLITAN COMMISSION DATE: 2-28-67 W. O. Libert CHIEF ENGINEER</p>	<p>CONTRACT NO. 130-S</p>	<p>PROFILES OF SEWER MAINS</p>	<p>ELECTION DISTRICT ELLCOTT CITY NO. 2</p>	<p>CONTRACT NO. 130-6 DRAWING NO. 13 OF 16 SCALE: H. 1"=100' V. 1"=10'</p>
---	--	---------------------------	------------------------------------	---	--

W. O. 5562-2

1 M.A.R. 67 AS BUILT



WHITMAN, REQUARDT & ASSOCIATES
ENGINEERS
1304 ST. PAUL ST.
BALTIMORE, MARYLAND

HOWARD COUNTY METROPOLITAN COMMISSION
DATE: 2-28-67
W. O. Libbit
CHIEF ENGINEER

CONTRACT NO. 130-S

PROFILES OF SEWER MAINS

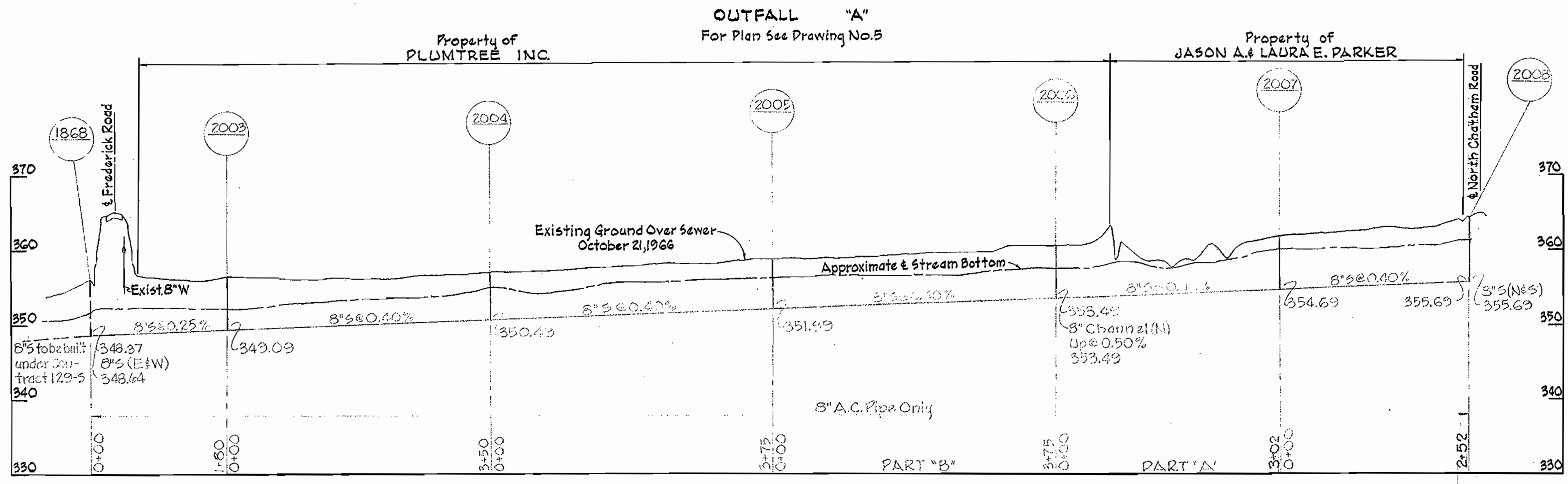
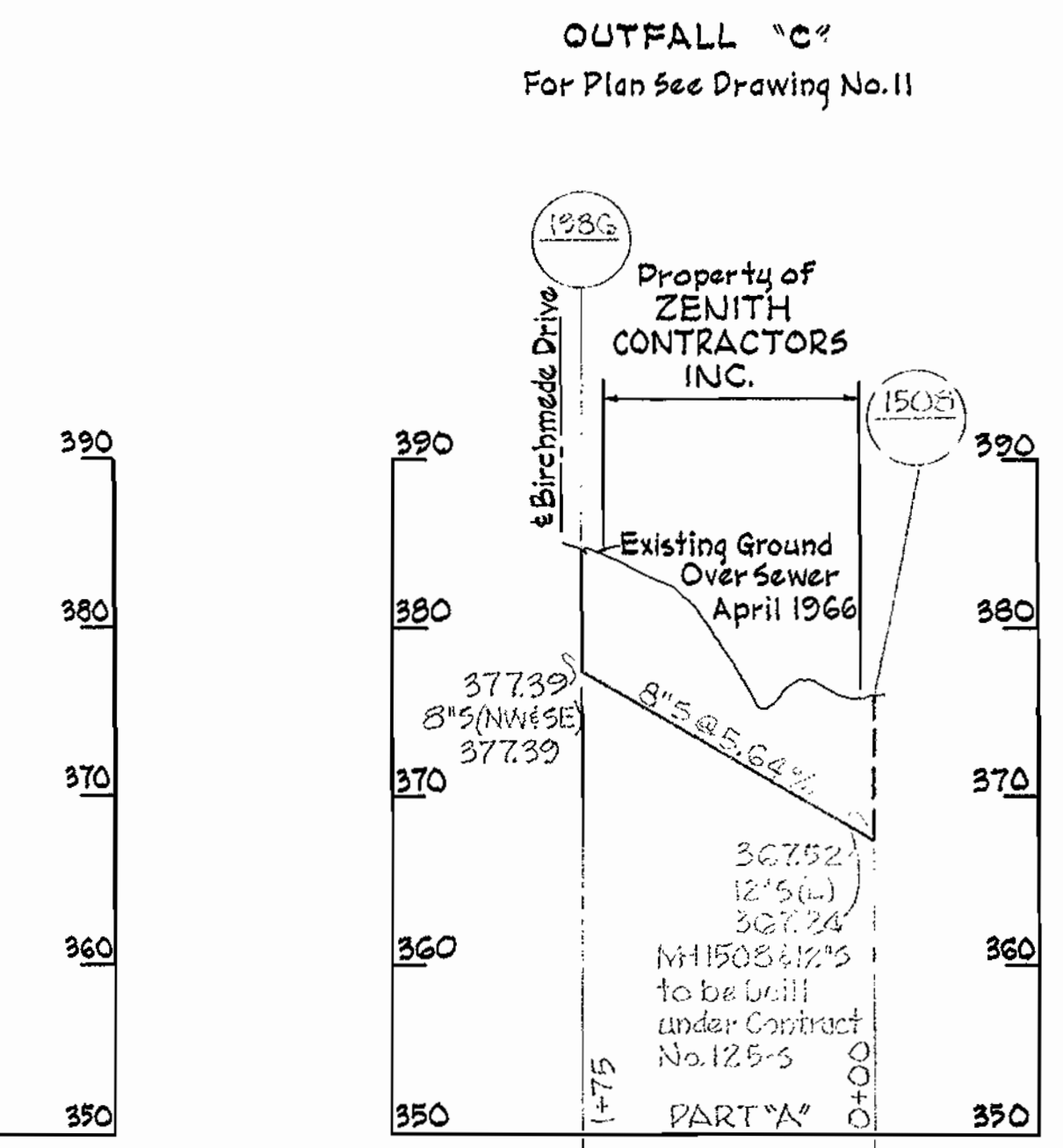
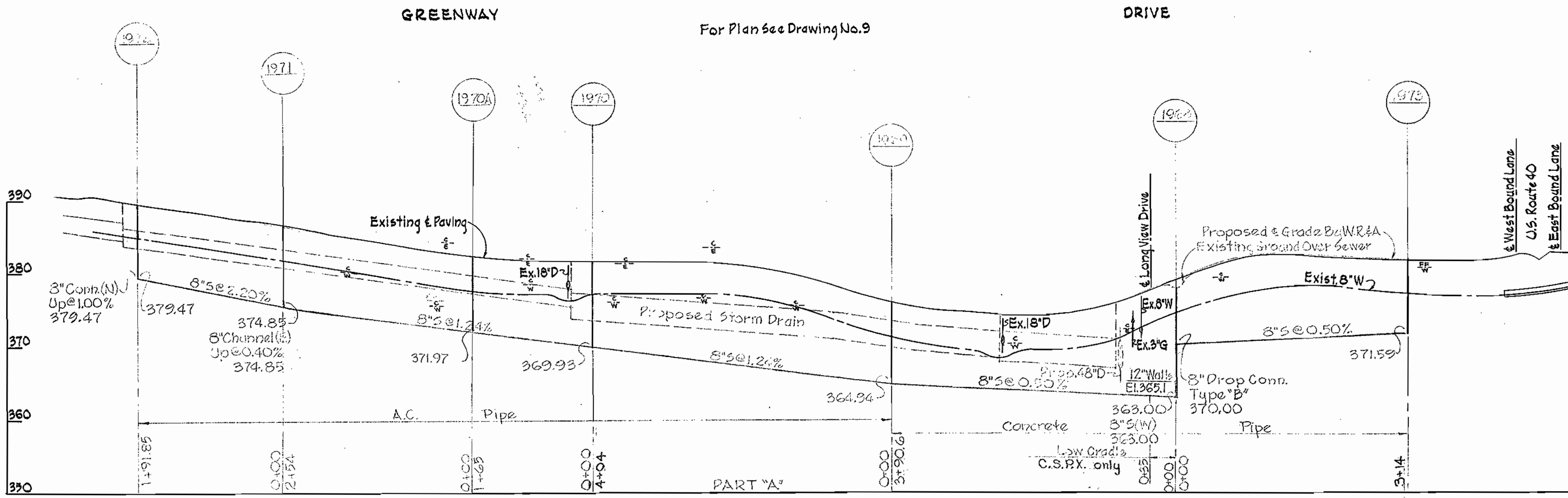
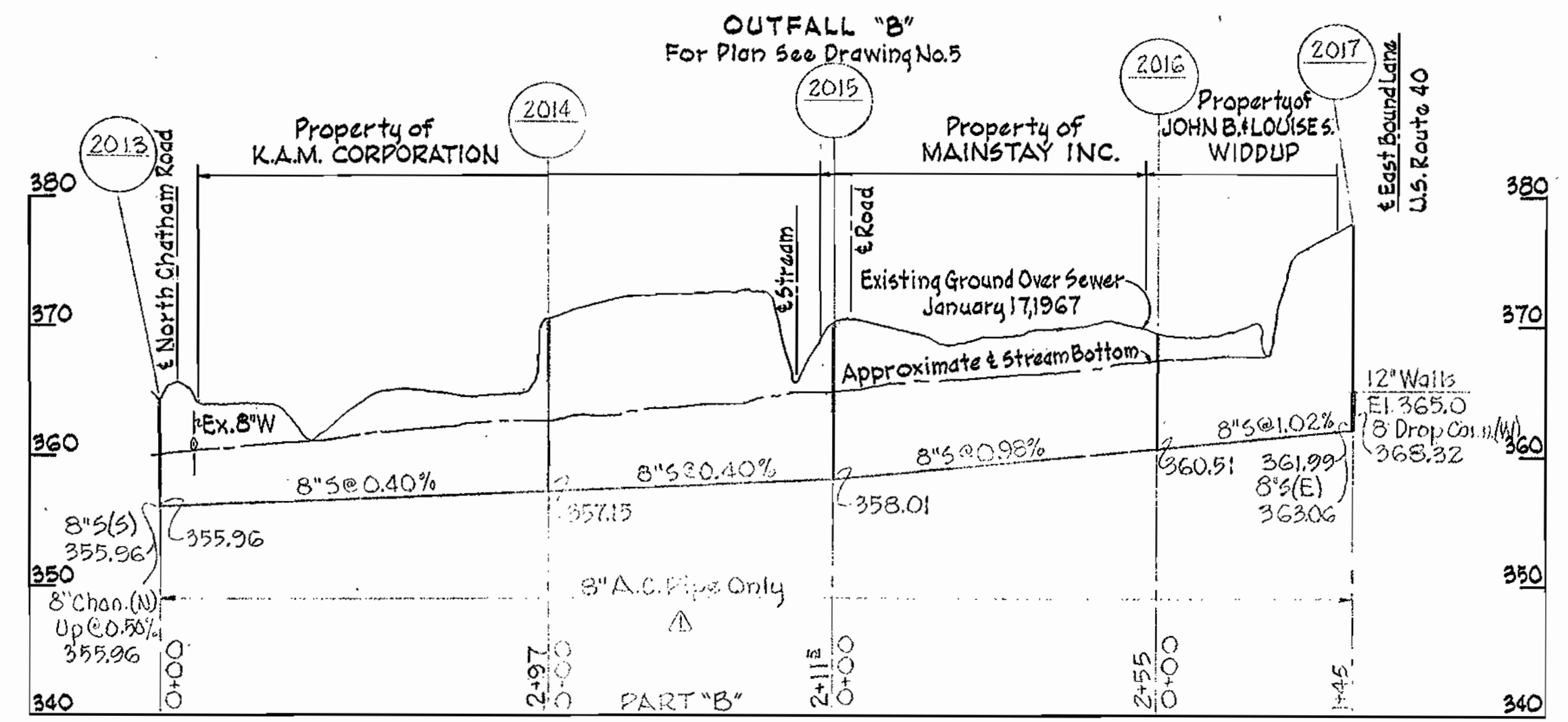
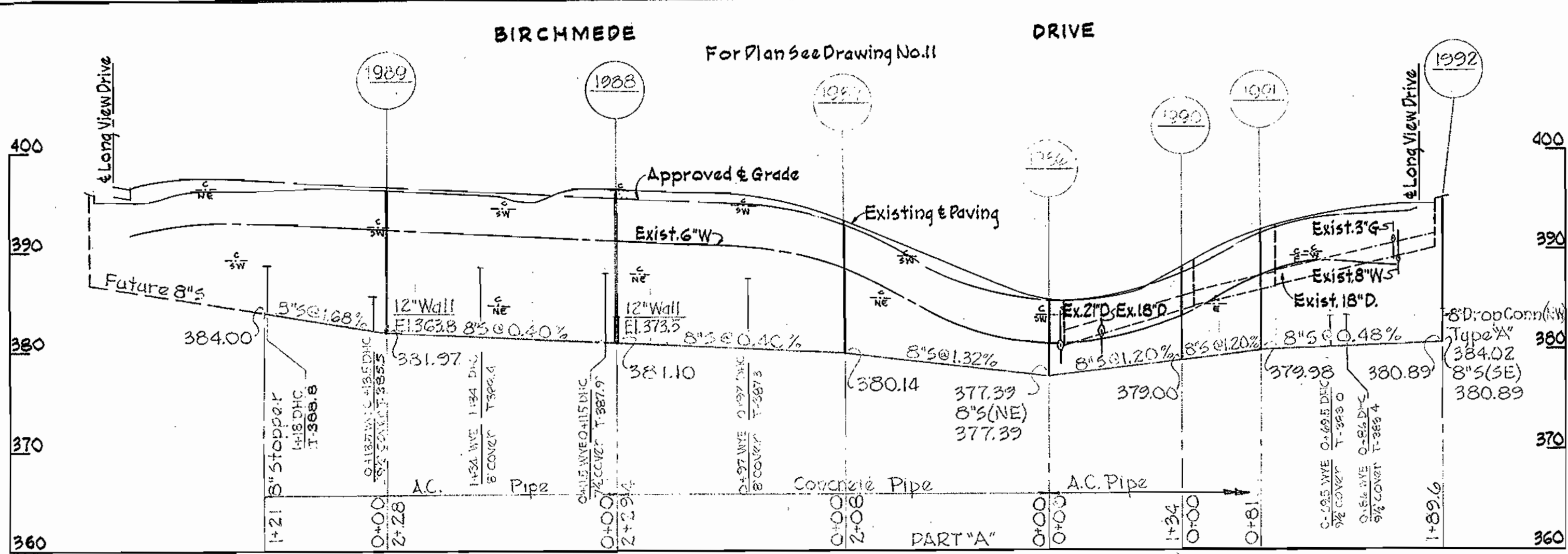
ELECTION DISTRICT ELLICOTT CITY NO. 2

DRAWING NO. 14 OF 16
SCALE: H. 1"=100' V. 1"=10'

WS 130-S/14

W. O. 5562-2

1 MAR. 67



▲	3-2-67	Revised Sewer MH# 2013 to MH# 2017
№	Date	Revision



Howard A. Libbert

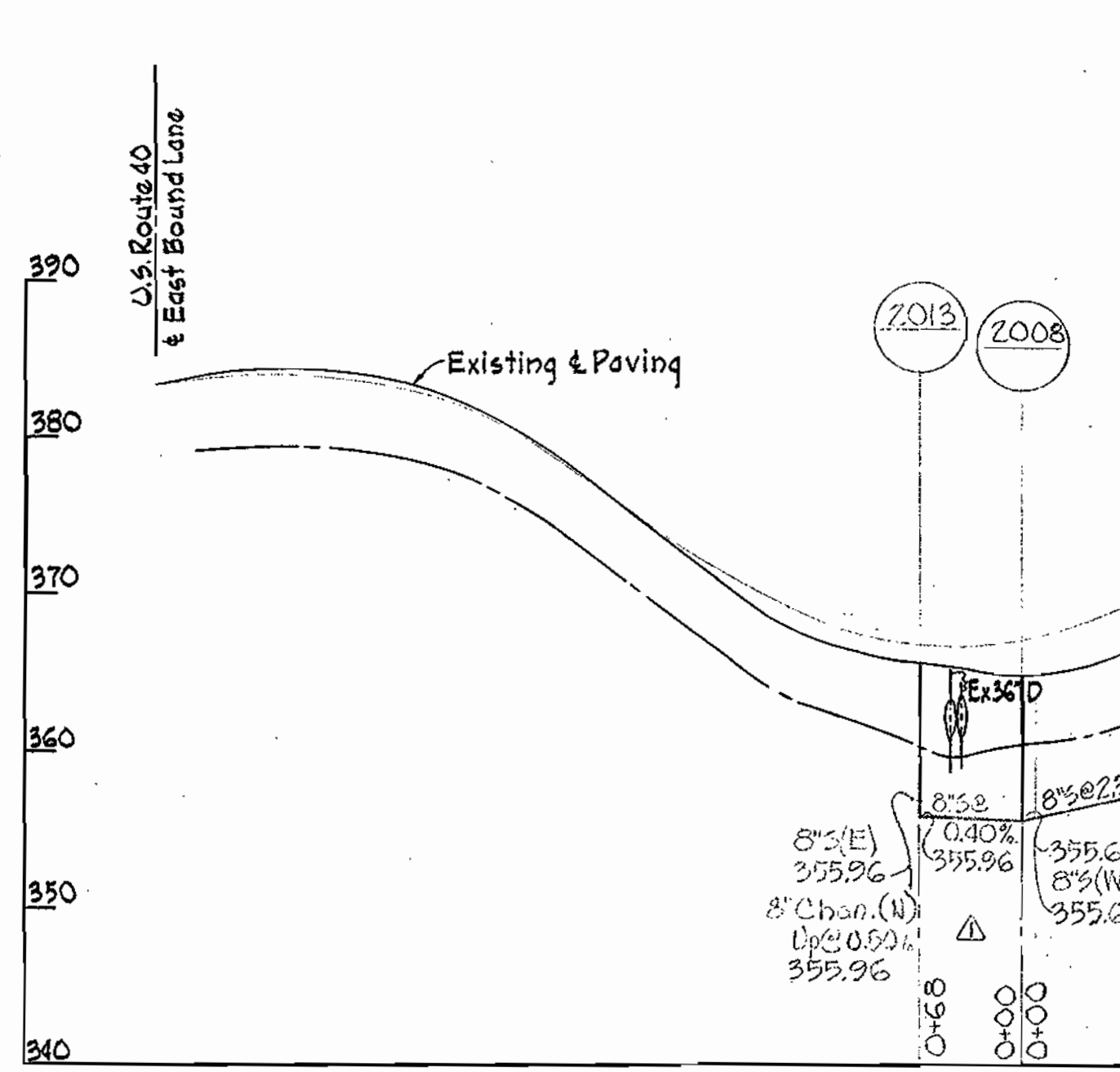
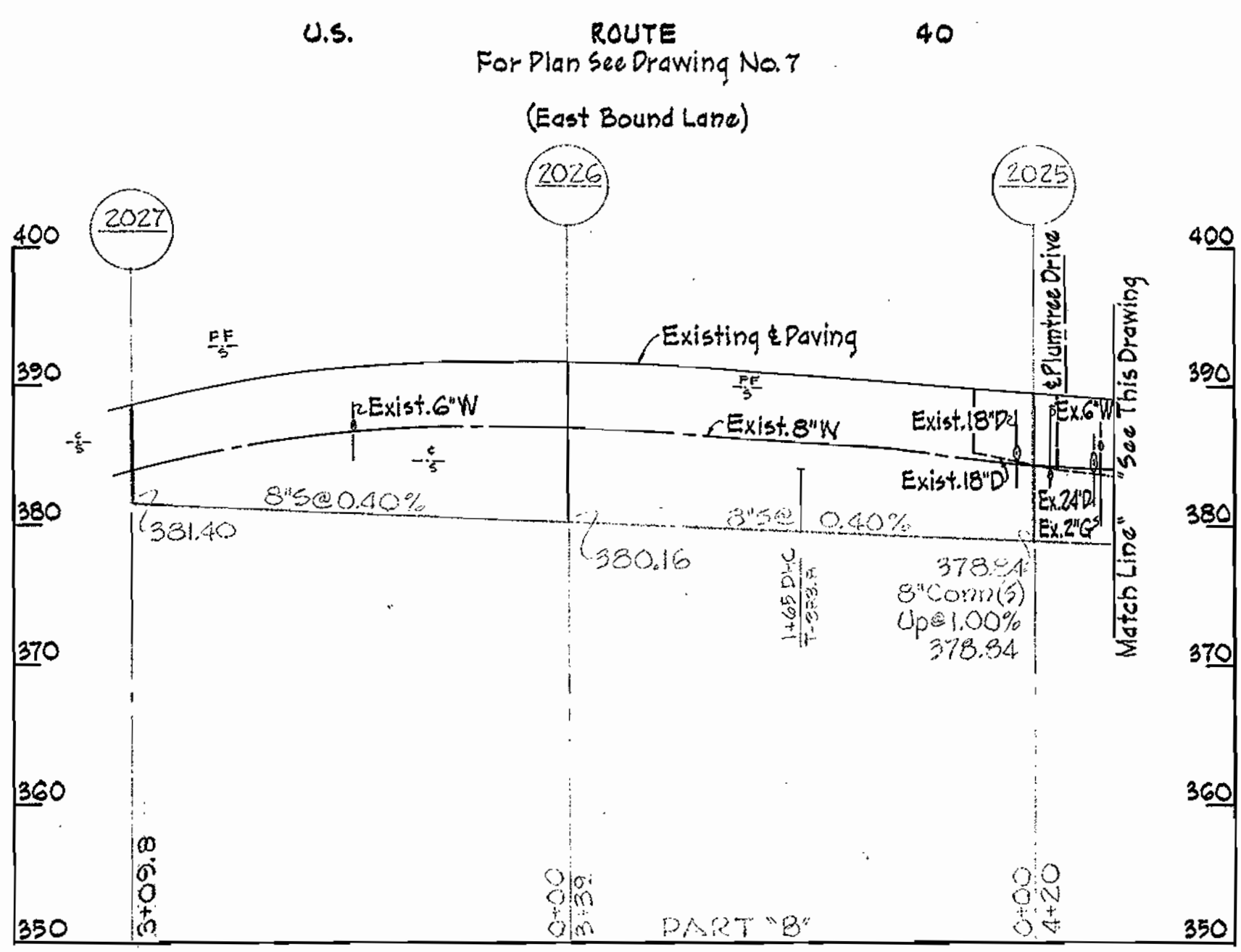
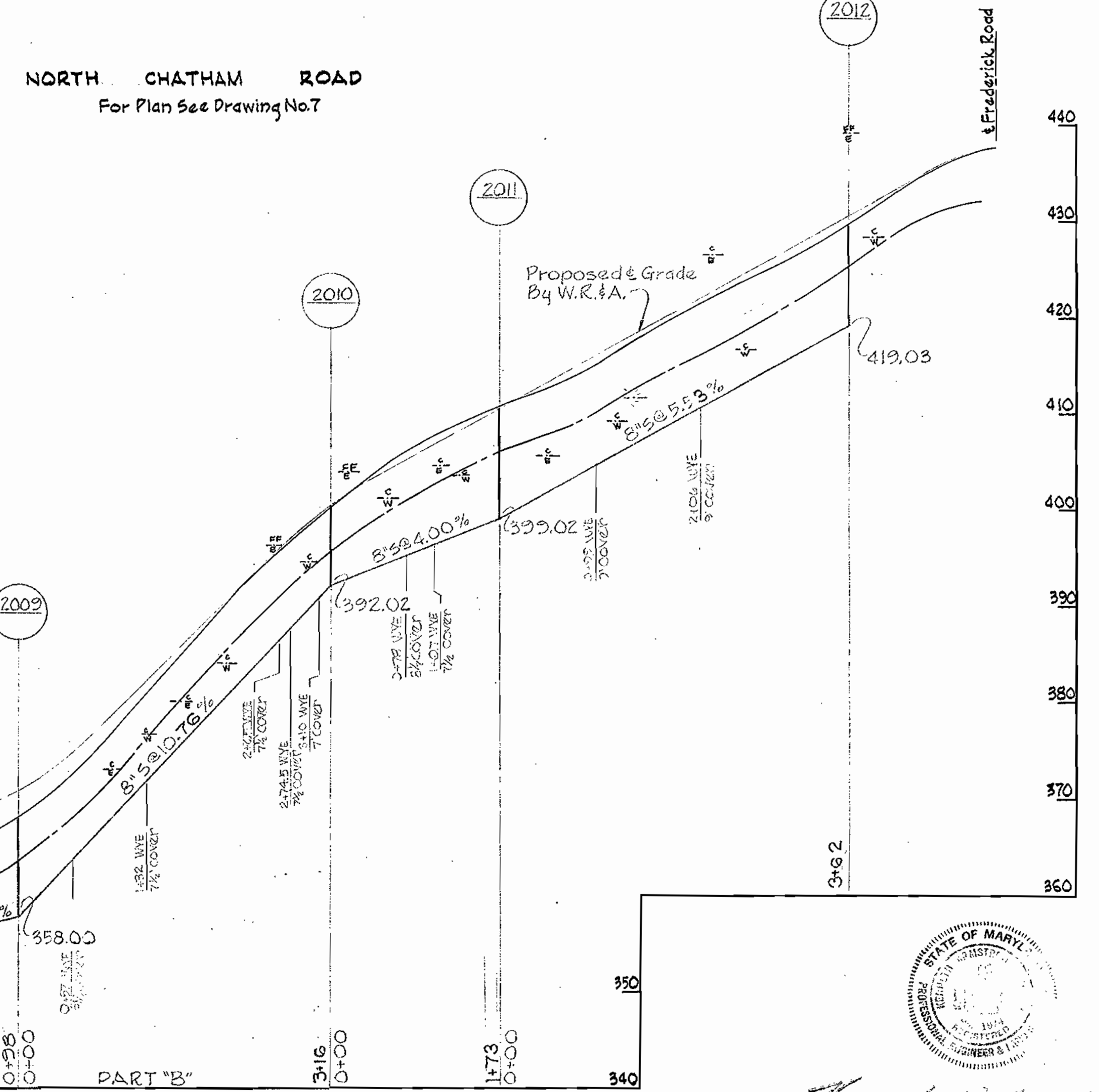
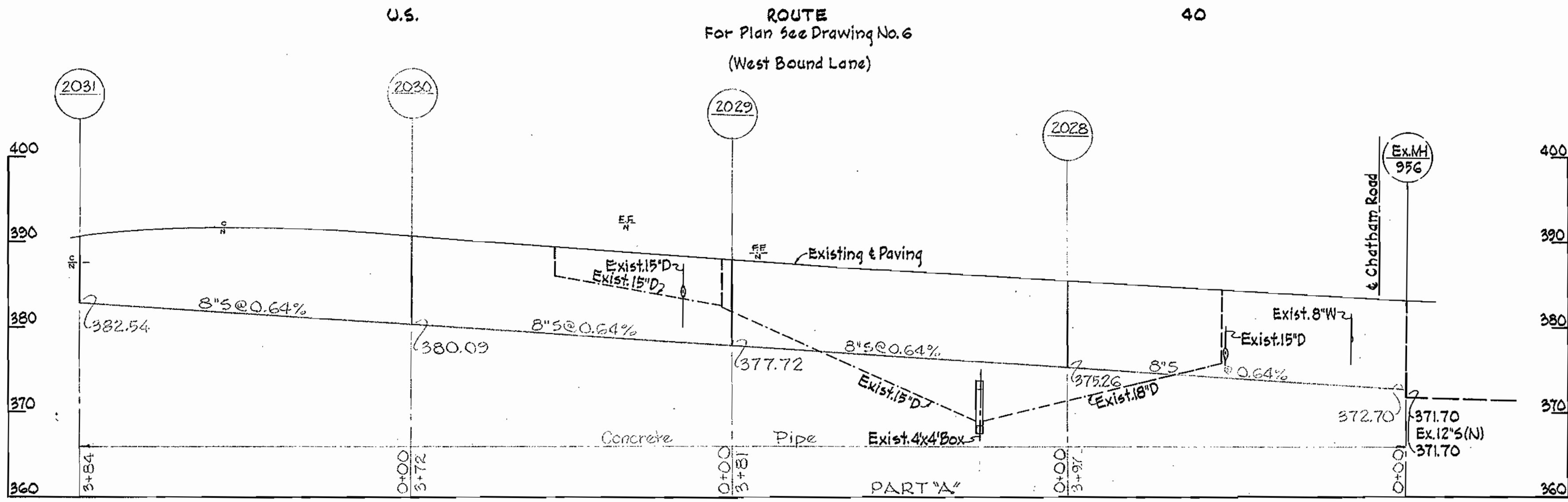
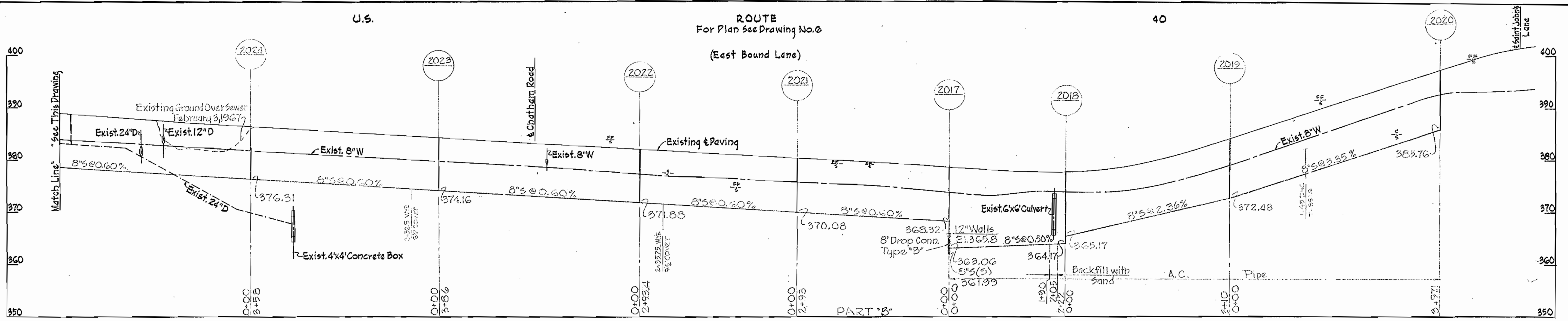
Contract No. 130-5

WHITMAN, REQUARDT & ASSOCIATES ENGINEERS 1304 ST. PAUL ST. BALTIMORE, MARYLAND	HOWARD COUNTY METROPOLITAN COMMISSION 2-28-67 <i>W. O. Libbert</i> DATE CHIEF ENGINEER	CONTRACT NO. 130-S	PROFILES OF SEWER MAINS	ELECTION DISTRICT ELLICOTT CITY NO.2	DRAWING NO. 15 OF 16	SCALE H. 1"=100' V. 1"=10'
--	---	---------------------------	--------------------------------	---	-----------------------------	-----------------------------------

W. O. 5562-2

9 MAR. 67 35 3007

WS 130-5/15



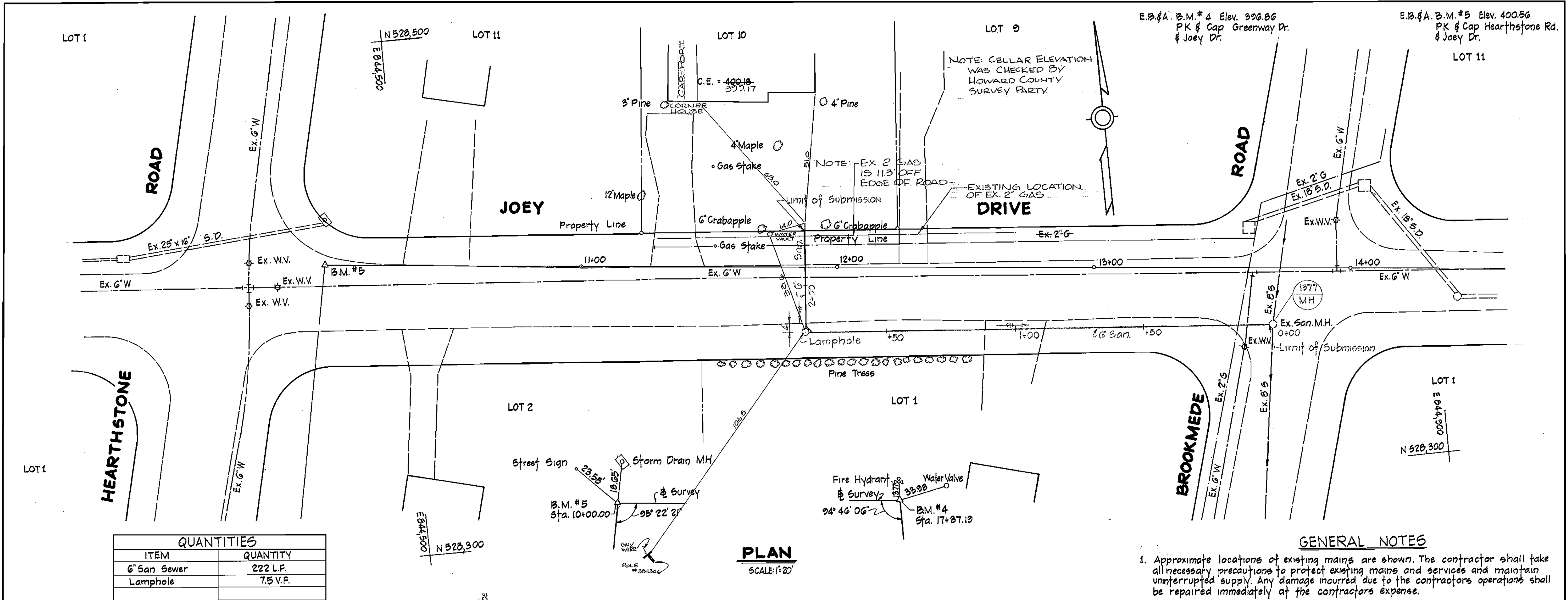
3-9-67	Revised sewer MH# 2008 to MH# 2013
No	Date
	Revision

WHITMAN, REQUARDT & ASSOCIATES ENGINEERS 1304 ST. PAUL ST. BALTIMORE, MARYLAND	HOWARD COUNTY METROPOLITAN COMMISSION DATE: 2-28-67 W. O. Liberty CHIEF ENGINEER	CONTRACT NO. 130-S	PROFILES OF SEWER MAINS	ELECTION DISTRICT ELLCOTT CITY NO.2	CONTRACT NO. 130-S
					DRAWING NO. 16 OF 16
				SCALE H. 1"=100' V. 1"=10'	



Handwritten signature

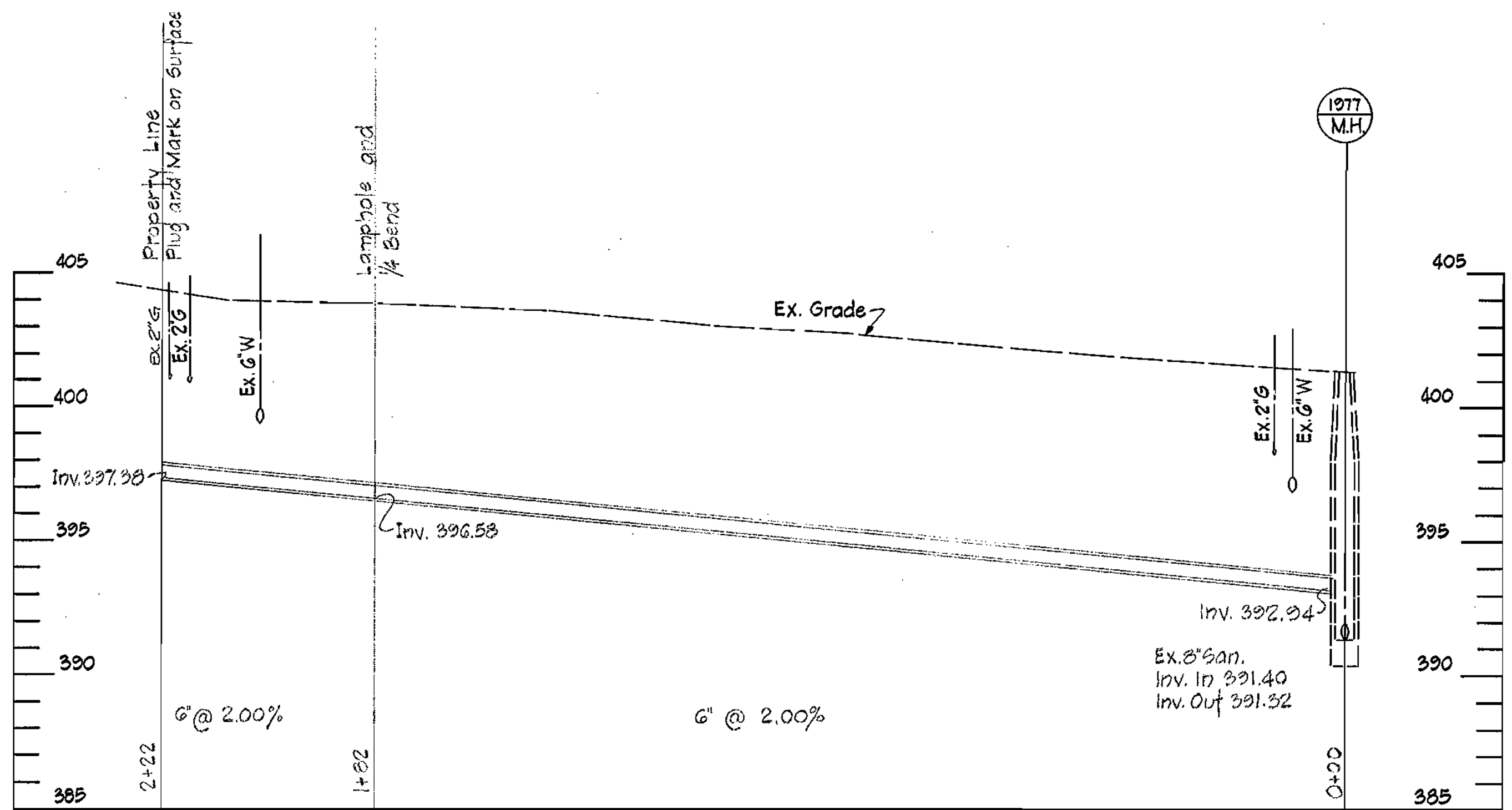
WS 130-5/16



QUANTITIES	
ITEM	QUANTITY
6" San Sewer	222 L.F.
Lamphole	7.5 V.F.

GENERAL NOTES (Continued)

10. The contractor shall remove trees, stumps and roots along line of excavation as directed by the engineer. Payment for such removal shall be included in the unit price bid for excavation and backfill.
11. Place regulation "Men Working" and warning signs as required to comply with Maryland State Highway Administration Manual of Traffic Control for Highway Construction and Maintenance Operations.
12. The contractor shall not operate any water main valves on the existing system.
13. All sewer mains shall be C.S.P.X., V.C.P.X. or A.C.P. Class 2400 unless otherwise noted.
14. The contractor shall provide a joint in all sewer mains within 2'-0" of exterior manhole wall.
15. All manholes shall be 4'-0" inside diameter, unless otherwise noted.
16. Force Mains shall be D.I.P. only.



GENERAL NOTES

1. Approximate locations of existing mains are shown. The contractor shall take all necessary precautions to protect existing mains and services and maintain uninterrupted supply. Any damage incurred due to the contractors operations shall be repaired immediately at the contractors expense.
2. All horizontal controls are based on Maryland State Coordinates.
3. All vertical controls are based on U.S.G.S. Datum.
4. All pipe elevations shown are invert elevations.
5. Clear all utilities by a minimum of 6'. Clear all poles 2'-0" minimum or tunnel as required. Any cost incurred to the contractor for tunneling or bracing at poles shall be included in unit prices bid for excavation and backfill.
6. For details not shown on the drawings see standard details bound in the specifications.
7. Contractor shall locate existing utilities (a minimum of two (2) weeks) in advance of construction operations in the vicinity of proposed utilities.
8. Contractor shall notify the following utilities or agencies at least five (5) days before starting work shown on these plans:
 State Highway Administration - 531-5533
 Baltimore Gas and Electric Company - Underground Electric Distribution Engineering - Damage Control - 234-5621
 Baltimore Gas and Electric Company - Underground Gas Distribution Engineering - 559-0100
 Chesapeake and Potomac Telephone Company - 725-9976
 American Telephone and Telegraph - Cable Location Division - 301-993-3553
 Colonial Pipeline Company - 781-4641
 Miss Utility - 1-559-0100
9. Trees are to be protected from damage to maximum extent. Trees located within the construction strip are not to be removed or damaged by the contractor.

DEPARTMENT OF PUBLIC WORKS
 HOWARD COUNTY, MARYLAND
 James L. [Signature] 4-23-80
 CHIEF-BUREAU OF UTILITIES DATE
 [Signature] 4-23-80
 CHIEF-BUREAU OF ENGINEERING DATE

EWELL, BOMHARDT & ASSOCIATES
 Consulting Engineers
 BALTIMORE, MARYLAND

DEPARTMENT OF PUBLIC WORKS
 HOWARD COUNTY, MARYLAND
 [Signature] 4-23-80
 DIRECTOR OF PUBLIC WORKS, DATE

CONTRACT NO. 20-0130
 CAPITAL PROJECT NO. 5-0-6111

PLAN AND PROFILE OF
 SEWER MAIN

JOEY DRIVE SEWER
 ELECTION DISTRICT NO. 2
 HOWARD COUNTY, MD

DRAWING NO. 16-A	SCALE AS SHOWN
OF 16-A	

Contract No. 20-0130
 Capital Project No. 5-0-6111
 Joey Drive Sewer
 Brinkleigh Subdivision

WS 130-S/16-A