

**GENERAL NOTES**

1. Approximate location of existing mains are shown. The Contractor shall take all necessary precautions to protect the existing mains and services and maintain uninterrupted supply. Any damage incurred shall be repaired immediately.
2. All pipe elevations shown are invert elevations.
3. The Contractor shall locate existing utilities a minimum of two weeks in advance of construction operations in vicinity of utilities.
4. For all standard details see Standards bound in Specifications.
5. All water mains to be C.I.P. Class 22 and have a minimum of 35' cover.
6. Block all fittings with concrete, see standard details bound in specifications.
7. Bury line elevation on fire hydrants shall be set the same as edge of paving or as directed by the Engineer in the field.



W&A. BM #41-B Elev. 493.48  
 x-cut roadside flange bolt fire hydrant  
 E. side Greenway Drive 1800' S. of  
 St. John's Lane.

Brinkleigh - Section 9  
 Contract 87-W.

WHITMAN, REQUARDT & ASSOCIATES ENGINEERS 1304 ST. PAUL ST. BALTIMORE, MARYLAND	HOWARD COUNTY METROPOLITAN COMMISSION 18 Sept., 1964 <i>Ed. O. Falbert</i> CHIEF ENGINEER	CONTRACT NO. 87-W	PLAN OF WATER MAINS	ELLICOTT CITY SUB-DISTRICT	DRAWING NO. 1 OF 2 SCALE 1"=50' 45W48 59W45
---	--	-------------------	------------------------	----------------------------	--

W. O. 5129-2

AS BUILT 18 SEPT 64

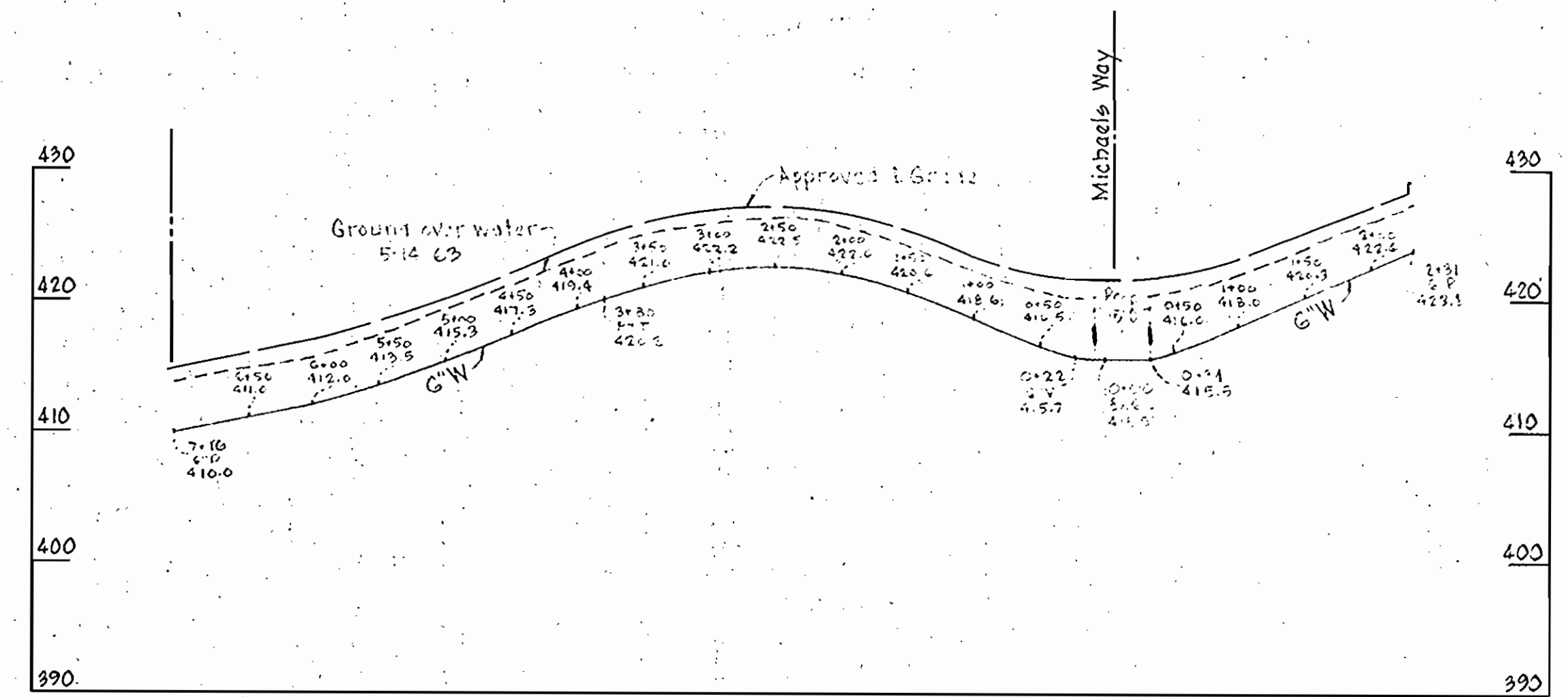
WS 87W/1

100614-2

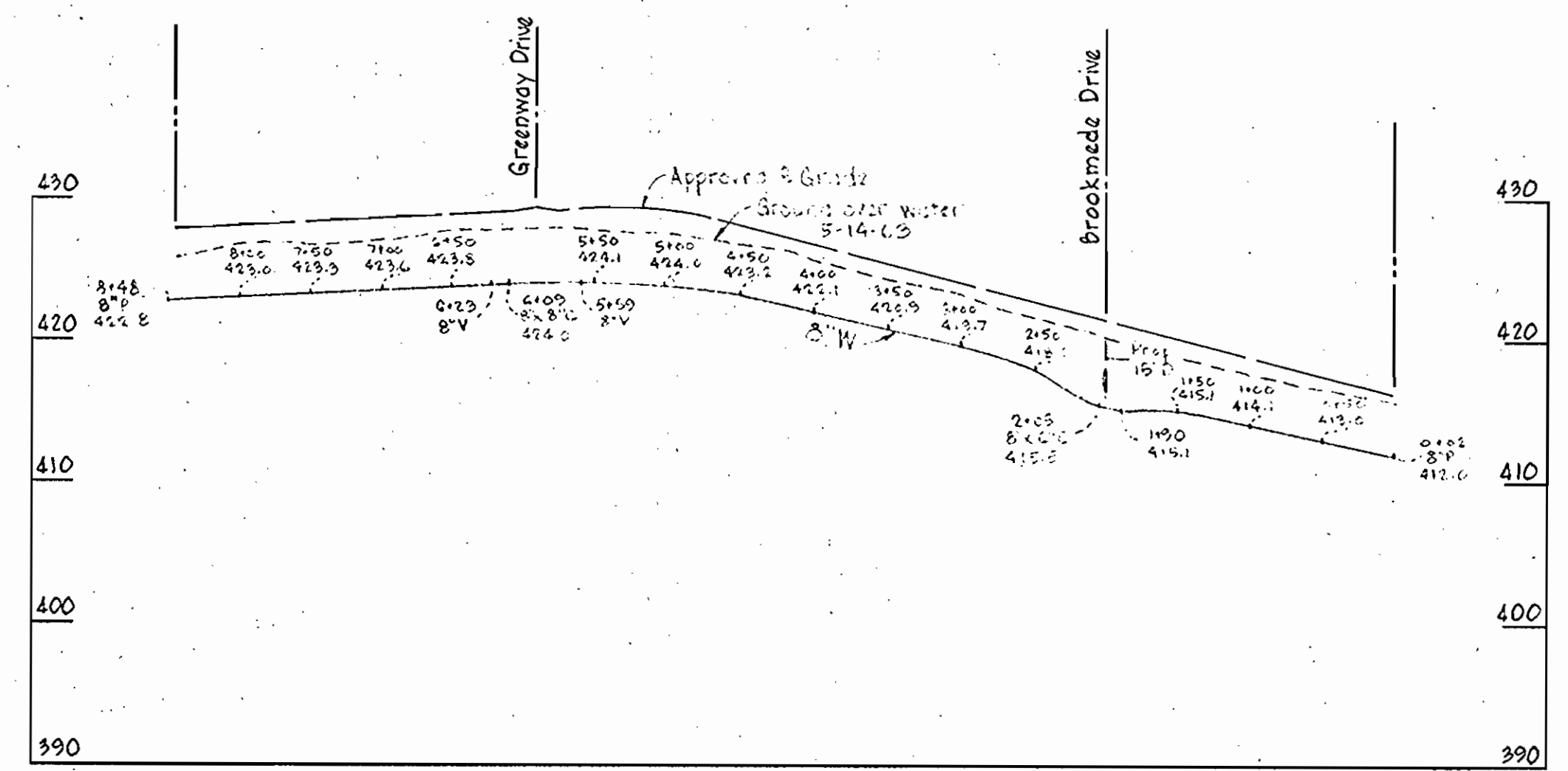
100614-2

BROOKMEDE DRIVE

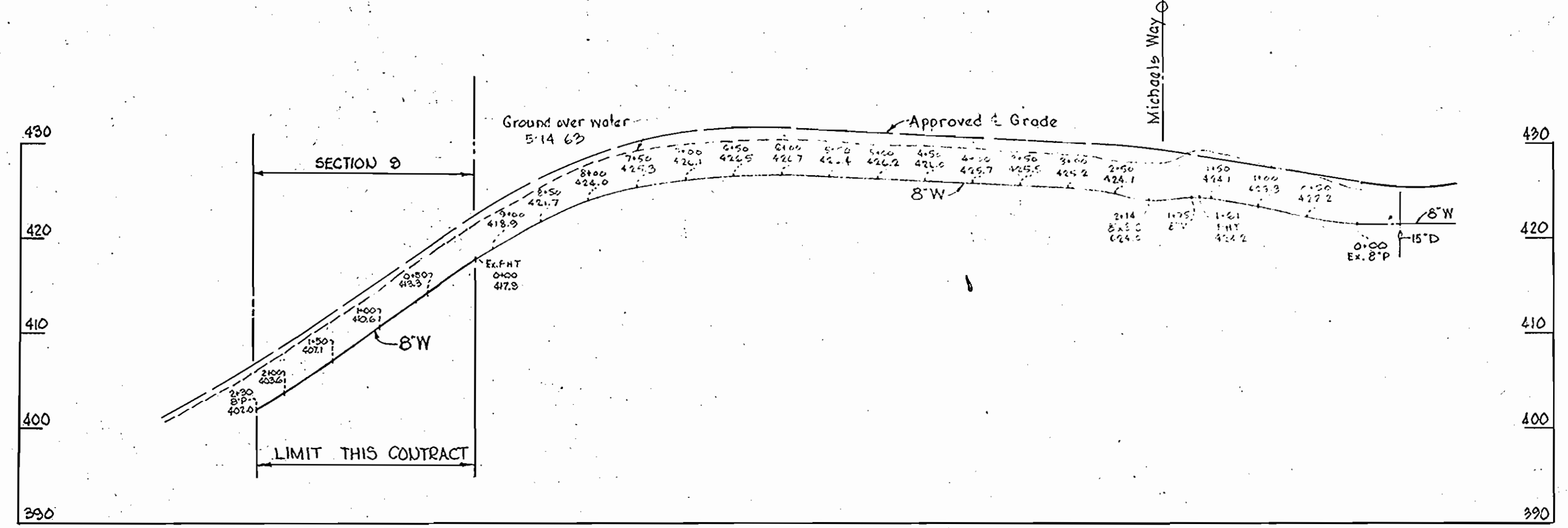
BROOKMEDE CT.



MICHAELS WAY



GREENWAY DRIVE



Drinkleigh-Section 9  
Contract 87-W

WHITMAN, REQUARDT & ASSOCIATES  
ENGINEERS  
1304 ST. PAUL ST.  
BALTIMORE, MARYLAND

HOWARD COUNTY METROPOLITAN COMMISSION  
18 Sept., 1964  
W.O. Tolbert  
CHIEF ENGINEER

CONTRACT NO. 87-W

PROFILES OF  
WATER MAINS

ELLCOTT CITY SUB-DISTRICT

DRAWING  
NO. 2  
OF 2

SCALE