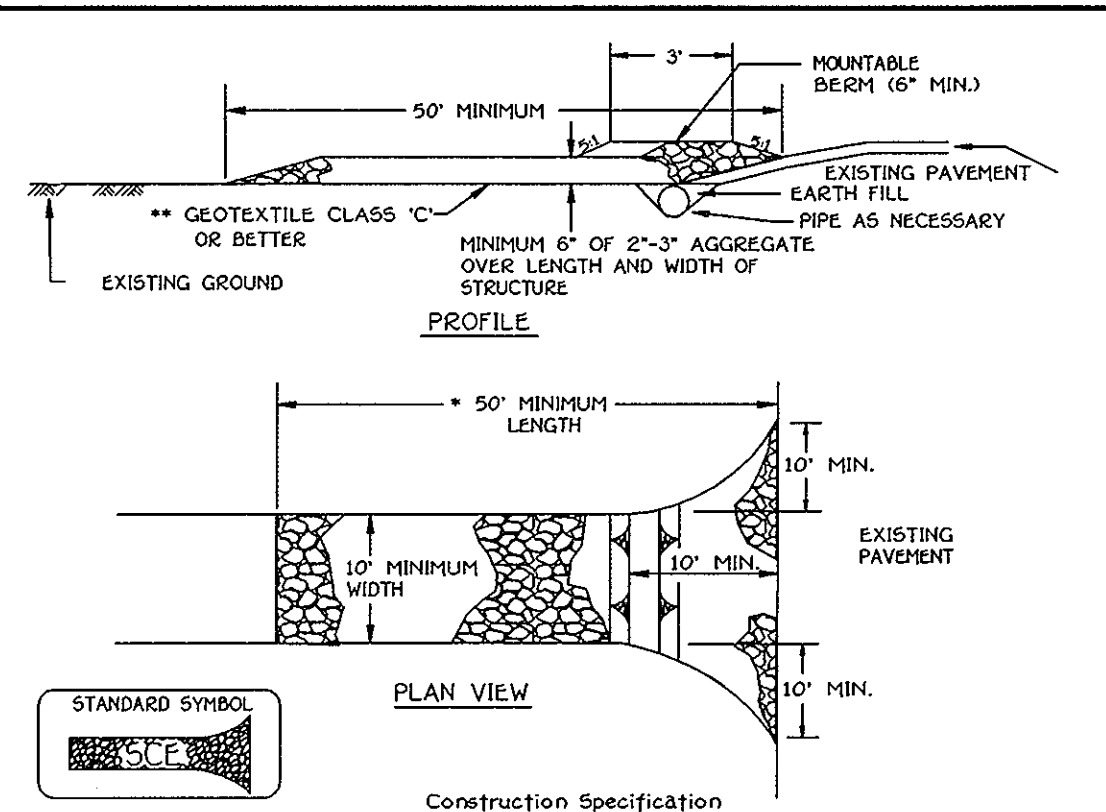


SEEDING CONTROL NOTES

- A MINIMUM OF 48 HOURS NOTICE MUST BE GIVEN TO THE HOWARD COUNTY DEPARTMENT OF INSPECTION AND PERMITS SEEDING CONTROL DIVISION PRIOR TO THE START OF ANY CONSTRUCTION (311-1059).
- ALL VEGETATIVE AND STRUCTURAL PRACTICES ARE TO BE INSTALLED ACCORDING TO THE PROVISIONS OF THIS PLAN AND ARE TO BE IN CONFORMANCE WITH THE MOST CURRENT MARYLAND STANDARDS AND SPECIFICATIONS FOR SOIL EROSION AND SEDIMENT CONTROL STRUCTURES.
- FOLLOWING INITIAL SOIL DISTURBANCE OR RE-DISTURBANCE, PERMANENT OR TEMPORARY STABILIZATION SHALL BE COMPLETED WITHIN 14 CALENDAR DAYS FOR ALL PERMITTED SEDIMENT CONTROL STRUCTURES, DICES, PERMETER SLOPES AND ALL SLOPES STEEPER THAN 3:1. BY 14 DAYS AS TO ALL OTHER DISTURBED OR GRADED AREAS OF THE PROJECT SITE.
- ALL SEDIMENT TRAP/BASINS MUST BE FENCED AND WARNING SIGNS POSTED AROUND THEIR PERIMETER IN ACCORDANCE WITH VOL. 1, CHAPTER 12, OF THE HOWARD COUNTY DESIGN MANUAL, STORM DRAINAGE.
- ALL DISTURBED AREAS MUST BE STABILIZED WITHIN THE TIME PERIOD SPECIFIED ABOVE IN ACCORDANCE WITH THE 1991 COMBINED STANDARDS AND SPECIFICATIONS FOR SOIL EROSION AND SEDIMENT CONTROL FOR PERMANENT SEEDING (SEC. 50, 500 SEC. 54), TEMPORARY SEEDING (SEC. 50, AND HOLDING SEC. 50). TEMPORARY STABILIZATION WITH MULCH ALONE CAN ONLY BE DONE WHEN RECOMMENDED SEEDING DATES DO NOT ALLOW FOR PROPER GERMINATION AND ESTABLISHMENT OF GRASSES.
- ALL SEDIMENT CONTROL STRUCTURES ARE TO REMAIN IN PLACE AND ARE TO BE MAINTAINED IN OPERATIVE CONDITION UNTIL PERMITS FOR THEIR REMOVAL HAS BEEN OBTAINED FROM THE HOWARD COUNTY SEDIMENT CONTROL INSPECTOR.
7. SITE ANALYSIS:
 - TOTAL AREA OF SITE: 144 ACRES
 - AREA TO BE ROOFED OR PAVED: 027 ACRES
 - AREA TO BE VEGETATIVELY STABILIZED: 017 ACRES
 - TOTAL CUT: 394 CU YDS.
 - TOTAL FILL: 702 CU YDS.
 - WASTE/BORROW AREA LOCATION: N/A
- ANY SEDIMENT CONTROL PRACTICE WHICH IS DISTURBED BY GOING ACTIVITY FOR PLACEMENT OF UTILITIES MUST BE REPAIRED ON THE SAME DAY OF DISTURBANCE.
- ADDITIONAL SEDIMENT CONTROLS MUST BE PROVIDED, IF DEEMED NECESSARY BY THE HOWARD COUNTY SEDIMENT CONTROL INSPECTOR, ON ALL SITES WITH DISTURBED AREAS IN EXCESS OF 2 ACRES.
- APPROVAL OF THE INSPECTION AGENCY SHALL BE REQUESTED UPON COMPLETION OF INSTALLATION OF PERMITTED EROSION AND SEDIMENT CONTROLS, BUT BEFORE PROCEEDING WITH ANY OTHER EARTH DISTURBANCE OR INSTALLATION OF PERMITTED EROSION AND SEDIMENT APPROVALS MAY NOT BE AUTHORIZED UNTIL THIS INITIAL APPROVAL BY THE INSPECTION AGENCY IS MADE.
- TRENCHES FOR THE CONSTRUCTION OF UTILITIES IS LIMITED TO THREE PIPE LENGTHS OR THAT WHICH SHALL BE BACK-FILLED AND STABILIZED WITHIN ONE WORKING DAY, WHICHEVER IS SHORTER.



STABILIZED CONSTRUCTION ENTRANCE - 2

NOT TO SCALE

- Length - minimum of 50' (*30' for single residence lot).
- Width - 10' minimum, should be flared at the existing road to provide a turning radius.
- Geotextile fabric (filter cloth) shall be placed over the existing ground prior to placing stone. **The plan approval authority may not require single family residences to use geotextile.
- Stone - crushed aggregate (2" to 3") or reclaimed or recycled concrete equivalent shall be placed at least 6" deep over the length and width of the entrance.
- Surface Water - all surface water flowing to or diverted toward construction entrances shall be piped through the entrance, maintaining positive drainage. Pipe installed through the stabilized construction entrance shall be protected with a mountable berm with 51 covers and a minimum of 6" of stone over the pipe. Pipe has to be sized according to the drainage. When the pipe is located at a high spot and has no drainage to a pipe will not be necessary. Pipe should be sized according to the amount of runoff to be conveyed. A 6" minimum will be required.
- Location - A stabilized construction entrance shall be located at every point where construction traffic enters or leaves a construction site. Vehicles leaving the site must travel over the entire length of the stabilized construction entrance.

SECTION 2 - TEMPORARY SEEDING

Vegetation - Annual grass or grain used to provide cover on disturbed areas for up to 12 months. A lower density of vegetative cover, Permanent Seeding is required.

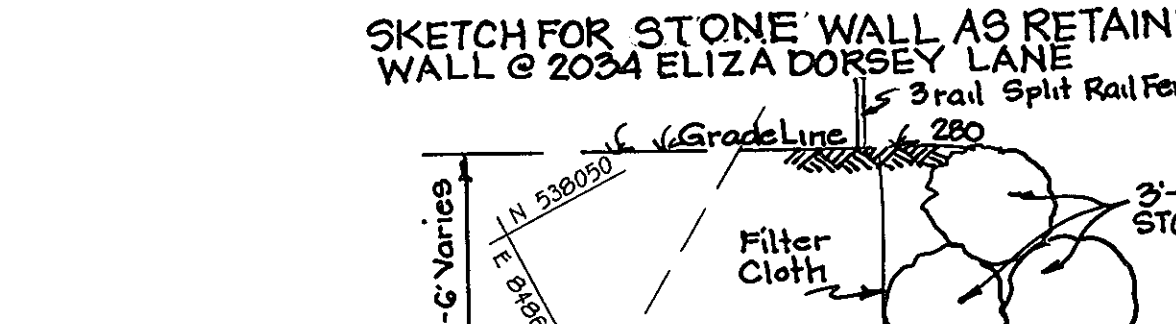
A. Seed mixtures - Temporary Seeding

Select one or more of the species or mixtures listed in Table 26 for the appropriate Plant Hardiness Zone (from Figure 20) and enter them in the Temporary Seeding Summary below along with seeding dates, seeding rates and seeding depths. If this summary is not put on the plans and completed, then Table 26 shall be deleted and the rates and depths recommended by the testing agency shall be written in. Soil tests are not required for Temporary Seeding.

No.	Species	Application Rate (lb/ac)	Seeding Dates	Seeding Depth	Fertilizer Rate (lb/ac)	Line Rate
1	BARLEY OATS RYE	122 96 140	3/1 - 5/15 8/15 - 5/15	1" - 2" 1" - 2"	600 lb/ac 600 lb/ac 600 lb/ac	2 ton/ac 2 ton/ac 2 ton/ac

H. Securing Straw Mulch (Mud Anchoring) - Mud anchoring shall be performed immediately upon application to minimize loss by wind or water. This may be done by one of the following methods listed by preference, depending upon site area and erosion hazard:

- Mud anchoring tool is a tractor drawn implement designed to punch and anchor mud into the soil surface. It is limited to flat areas where equipment can operate safely. It is used on slopes and the practice should be used on the steepest slopes.
- Wood chaular (200 mesh) is used for anchoring on slopes. The binder shall be applied at the rate of 500 lbs per acre. The chaular shall contain a maximum of 50 pounds of wood chaular fiber per 100 gallons.
- Application of liquid urea based fertilizer (10-20-20) shall be applied uniformly over the area. The fertilizer shall be applied at the rate of 100 lbs per acre. The fertilizer shall be applied at the rate of 100 lbs per acre. The fertilizer shall be applied at the rate of 100 lbs per acre.
- Liquid urea based fertilizer may be applied over the mulch according to manufacturer's recommendations. The fertilizer shall be applied at the rate of 100 lbs per acre. The fertilizer shall be applied at the rate of 100 lbs per acre. The fertilizer shall be applied at the rate of 100 lbs per acre.



SECTION 3 - PERMANENT SEEDING

Seeding grass and legumes to establish ground cover for a minimum of one year on disturbed areas generally receiving low maintenance.

A. Seed mixtures - Permanent Seeding

Select one or more of the species or mixtures listed in Table 26 for the appropriate Plant Hardiness Zone (from Figure 20) and enter them in the Permanent Seeding Summary below along with seeding dates, seeding rates and seeding depths. If this summary is not put on the plans and completed, then Table 26 shall be deleted and the rates and depths recommended by the testing agency shall be written in. Soil tests are not required for Permanent Seeding.

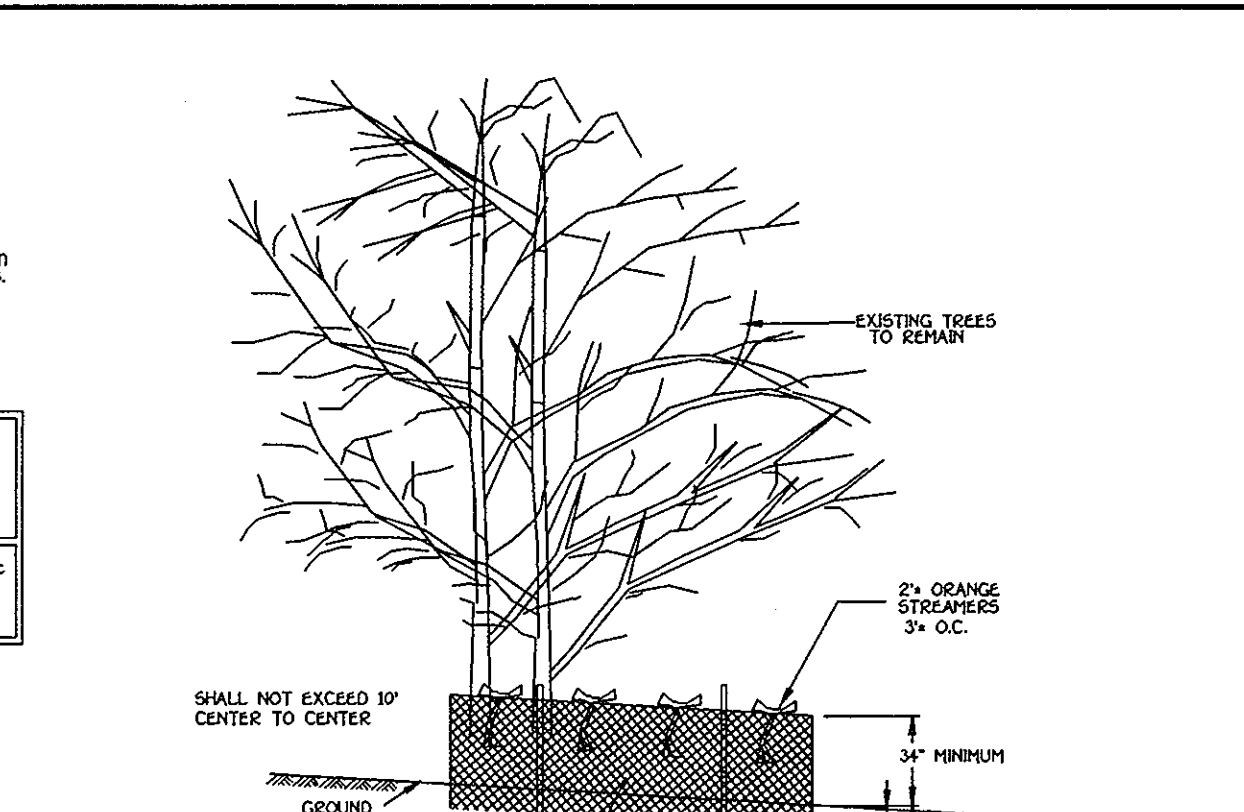
No.	Species	Application Rate (lb/ac)	Seeding Dates	Seeding Depth	Fertilizer Rate (lb/ac)	Line Rate
1	PERennial GRASS PERennial RYE GRASS PERennial BLUEGRASS	15 15 15	3/1 - 5/15 8/15 - 5/15	1" - 2" 1" - 2"	90 lb/ac 90 lb/ac 90 lb/ac	2 ton/ac 2 ton/ac 2 ton/ac

Note: Once excavation has begun the operation should be continuous from grubbing through the completion of grading and placement of topsoil (required) and permanent seed and mulch. Any interruptions will be operation of embankments - Fill Slopes.

i. Incremental Stabilization of Embankments - Fill Slopes

- Embankments shall be constructed in lifts as prescribed on the plans.
- When the top of an embankment reaches a height of 50 feet or more, the top of the embankment shall be constructed along the top edge of the embankment to intercept surface runoff and convert it to the slope of the embankment to prevent erosion.
- Construction sequence (Refer to Figure 3 below):
 - Excavate and stabilize all temporary grades, side ditches, or berms that will be used to divert runoff around the fill. Construct slope side fence on low side of fill as soon as possible.
 - Place Phase 1 embankment, dress and stabilize.
 - Place Phase 2 embankment, dress and stabilize.
 - Place final phase embankment, dress and stabilize. Overseed previously seeded areas if necessary.

Note: Once the placement of fill has begun the operation should be continuous from grubbing through the completion of grading and placement of topsoil (required) and permanent seed and mulch. Any interruptions in the operation of completing the operation out of the seeding season will necessitate the application of temporary stabilization.



LINEAR PROFILE FOR STONE RETAINING WALLS #1 & #2

Scale: 1" = 5' Vert. 1" = 10' Hor.

TOP OF WALL: 375.12, 375.01, 374.81, 374.61, 374.41, 374.21, 374.01, 373.81, 373.61, 373.41, 373.21, 373.01, 372.81, 372.61, 372.41, 372.21, 372.01, 371.81, 371.61, 371.41, 371.21, 371.01, 370.81, 370.61, 370.41, 370.21, 370.01

BOTTOM OF WALL: 370.70, 370.60, 370.50, 370.40, 370.30, 370.20, 370.10, 370.00, 369.90, 369.80, 369.70, 369.60, 369.50, 369.40, 369.30, 369.20, 369.10, 369.00, 368.90, 368.80, 368.70, 368.60, 368.50, 368.40, 368.30, 368.20, 368.10, 368.00, 367.90, 367.80, 367.70, 367.60, 367.50, 367.40, 367.30, 367.20, 367.10, 367.00, 366.90, 366.80, 366.70, 366.60, 366.50, 366.40, 366.30, 366.20, 366.10, 366.00, 365.90, 365.80, 365.70, 365.60, 365.50, 365.40, 365.30, 365.20, 365.10, 365.00, 364.90, 364.80, 364.70, 364.60, 364.50, 364.40, 364.30, 364.20, 364.10, 364.00, 363.90, 363.80, 363.70, 363.60, 363.50, 363.40, 363.30, 363.20, 363.10, 363.00, 362.90, 362.80, 362.70, 362.60, 362.50, 362.40, 362.30, 362.20, 362.10, 362.00, 361.90, 361.80, 361.70, 361.60, 361.50, 361.40, 361.30, 361.20, 361.10, 361.00, 360.90, 360.80, 360.70, 360.60, 360.50, 360.40, 360.30, 360.20, 360.10, 360.00, 359.90, 359.80, 359.70, 359.60, 359.50, 359.40, 359.30, 359.20, 359.10, 359.00, 358.90, 358.80, 358.70, 358.60, 358.50, 358.40, 358.30, 358.20, 358.10, 358.00, 357.90, 357.80, 357.70, 357.60, 357.50, 357.40, 357.30, 357.20, 357.10, 357.00, 356.90, 356.80, 356.70, 356.60, 356.50, 356.40, 356.30, 356.20, 356.10, 356.00, 355.90, 355.80, 355.70, 355.60, 355.50, 355.40, 355.30, 355.20, 355.10, 355.00, 354.90, 354.80, 354.70, 354.60, 354.50, 354.40, 354.30, 354.20, 354.10, 354.00, 353.90, 353.80, 353.70, 353.60, 353.50, 353.40, 353.30, 353.20, 353.10, 353.00, 352.90, 352.80, 352.70, 352.60, 352.50, 352.40, 352.30, 352.20, 352.10, 352.00, 351.90, 351.80, 351.70, 351.60, 351.50, 351.40, 351.30, 351.20, 351.10, 351.00, 350.90, 350.80, 350.70, 350.60, 350.50, 350.40, 350.30, 350.20, 350.10, 350.00, 349.90, 349.80, 349.70, 349.60, 349.50, 349.40, 349.30, 349.20, 349.10, 349.00, 348.90, 348.80, 348.70, 348.60, 348.50, 348.40, 348.30, 348.20, 348.10, 348.00, 347.90, 347.80, 347.70, 347.60, 347.50, 347.40, 347.30, 347.20, 347.10, 347.00, 346.90, 346.80, 346.70, 346.60, 346.50, 346.40, 346.30, 346.20, 346.10, 346.00, 345.90, 345.80, 345.70, 345.60, 345.50, 345.40, 345.30, 345.20, 345.10, 345.00, 344.90, 344.80, 344.70, 344.60, 344.50, 344.40, 344.30, 344.20, 344.10, 344.00, 343.90, 343.80, 343.70, 343.60, 343.50, 343.40, 343.30, 343.20, 343.10, 343.00, 342.90, 342.80, 342.70, 342.60, 342.50, 342.40, 342.30, 342.20, 342.10, 342.00, 341.90, 341.80, 341.70, 341.60, 341.50, 341.40, 341.30, 341.20, 341.10, 341.00, 340.90, 340.80, 340.70, 340.60, 340.50, 340.40, 340.30, 340.20, 340.10, 340.00, 339.90, 339.80, 339.70, 339.60, 339.50, 339.40, 339.30, 339.20, 339.10, 339.00, 338.90, 338.80, 338.70, 338.60, 338.50, 338.40, 338.30, 338.20, 338.10, 338.00, 337.90, 337.80, 337.70, 337.60, 337.50, 337.40, 337.30, 337.20, 337.10, 337.00, 336.90, 336.80, 336.70, 336.60, 336.50, 336.40, 336.30, 336.20, 336.10, 336.00, 335.90, 335.80, 335.70, 335.60, 335.50, 335.40, 335.30, 335.20, 335.10, 335.00, 334.90, 334.80, 334.70, 334.60, 334.50, 334.40, 334.30, 334.20, 334.10, 334.00, 333.90, 333.80, 333.70, 333.60, 333.50, 333.40, 333.30, 333.20, 333.10, 333.00, 332.90, 332.80, 332.70, 332.60, 332.50, 332.40, 332.30, 332.20, 332.10, 332.00, 331.90, 331.80, 331.70, 331.60, 331.50, 331.40, 331.30, 331.20, 331.10, 331.00, 330.90, 330.80, 330.70, 330.60, 330.50, 330.40, 330.30, 330.20, 330.10, 330.00, 329.90, 329.80, 329.70, 329.60, 329.50, 329.40, 329.30, 329.20, 329.10, 329.00, 328.90, 328.80, 328.70, 328.60, 328.50, 328.40, 328.30, 328.20, 328.10, 328.00, 327.90, 327.80, 327.70, 327.60, 327.50, 327.40, 327.30, 327.20, 327.10, 327.00, 326.90, 326.80, 326.70, 326.60, 326.50, 326.40, 326.30, 326.20, 326.10, 326.00, 325.90, 325.80, 325.70, 325.60, 325.50, 325.40, 325.30, 325.20, 325.10, 325.00, 324.90, 324.80, 324.70, 324.60, 324.50, 324.40, 324.30, 324.20, 324.10, 324.00, 323.90, 323.80, 323.70, 323.60, 323.50, 323.40, 323.30, 323.20, 323.10, 323.00, 322.90, 322.80, 322.70, 322.60, 322.50, 322.40, 322.30, 322.20, 322.10, 322.00, 321.90, 321.80, 321.70, 321.60, 321.50, 321.40, 321.30, 321.20, 321.10, 321.00, 320.90, 320.80, 320.70, 320.60, 320.50, 320.40, 320.30, 320.20, 320.10, 320.00, 319.90, 319.80, 319.70, 319.60, 319.50, 319.40, 319.30, 319.20, 319.10, 319.00, 318.90, 318.80, 318.70, 318.60, 318.50, 318.40, 318.30, 318.20, 318.10, 318.00, 317.90, 317.80, 317.70, 317.60, 317.50, 317.40, 317.30, 317.20, 317.10, 317.00, 316.90, 316.80, 316.70, 316.60, 316.50, 316.40, 316.30, 316.20, 316.10, 316.00, 315.90, 315.80, 315.70, 315.60, 315.50, 315.40, 315.30, 315.20, 315.10, 315.00, 314.90, 314.80, 314.70, 314.60, 314.50, 314.40, 314.30, 314.20, 314.10, 314.00, 313.90, 313.80, 313.70, 313.60, 313.50, 313.40, 313.30, 313.20, 313.10, 313.00, 312.90, 312.80, 312.70, 312.60, 312.50, 312.40, 312.30, 312.20, 312.10, 312.00, 311.90, 311.80, 311.70, 311.60, 311.50, 311.40, 311.30, 311.20, 311.10, 311.00, 310.90, 310.80, 310.70, 310.60, 310.50, 310.40, 310.30, 310.20, 310.10, 310.00, 309.90, 309.80, 309.70, 309.60, 309.50, 309.40, 309.30, 309.20, 309.10, 309.00, 308.90, 308.80, 308.70, 308.60, 308.50, 308.40, 308.30, 308.20, 308.10, 308.00, 307.90, 307.80, 307.70, 307.60, 307.50, 307.40, 307.30, 307.20, 307.10, 307.00, 306.90, 306.80, 306.70, 306.60, 306.50, 306.40, 306.30, 306.20, 306.10, 306.00, 305.90, 305.80, 305.70, 305.60, 305.50, 305.40, 305.30, 305.20, 305.10, 305.00, 304.90, 304.80, 304.70, 304.60, 304.50, 304.40, 304.30, 304.20, 304.10, 304.00, 303.90, 303.80, 303.70, 303.60, 303.50, 303.40, 303.30, 303.20, 303.10, 303.00, 302.90, 302.80, 302.70, 302.60, 302.50, 302.40, 302.30, 302.20, 302.10, 302.00, 301.90, 301.80, 301.70, 301.60, 301.50, 301.40, 301.30, 301.20, 301.10, 301.00, 300.90, 300.80, 300.70, 300.60, 300.50, 300.40, 300.30, 300.20, 300.10, 300.00, 299.90, 299.80, 299.70, 299.60, 299.50, 299.40, 299.30, 299.20, 299.10, 299.00, 298.90, 298.80, 298.70, 298.60, 298.50, 298.40, 298.30, 298.20, 298.10, 298.00, 297.90, 297.80, 297.70, 297.60, 297.50, 297.40, 297.30, 297.20, 297.10, 297.00, 296.90, 296.80, 296.70, 296.60, 296.50, 296.40, 296.30, 296.20, 296.10, 296.00, 295.90, 295.80, 295.70, 295.60, 295.50, 295.40, 295.30, 295.20, 295.10, 295.00, 294.90, 294.80, 294.70, 294.60, 294.50, 294.40, 294.30, 294.20, 294.10, 294.00, 293.90, 293.80, 293.70, 293.60, 293.50, 293.40, 293.30, 293.20, 293.10, 293.00, 292.90, 292.80, 292.70, 292.60, 292.50, 292.40, 292.30, 292.20, 292.10, 292.00, 291.90, 291.80, 291.70, 291.60, 291.50, 291.40, 291.30, 291.20, 291.10, 291.00, 290.90, 290.80, 290.70, 290.60, 290.50, 290.40, 290.30, 290.20, 290.10, 290.00, 289.90, 289.80, 289.70, 289.60, 289.50, 289.40, 289.30, 289.20, 289.10, 289.00, 288.90, 288.80, 288.70, 288.60, 288.50, 288.40, 288.30, 288.20, 288.10, 288.00, 287.90, 287.80, 287.70, 287.60, 287.50, 287.40, 287.30, 287.20, 287.10, 287.00, 286.90, 286.80, 286.70, 286.60, 286.50, 286.40, 286.30, 286.20, 286.10, 286.00, 285.90, 285.80, 285.70, 285.60, 285.50, 285.40, 285.30, 285.20, 285.10, 285.00, 284.90, 284.80, 284.70, 284.60, 284.50, 284.40, 284.30, 284.20, 284.10, 284.00, 283.90, 283.80, 283.70, 283.60, 283.50, 283.40, 283.30, 283.20, 283.10, 283.00, 282.90, 282.80, 282.70, 282.60, 282.50, 282.40, 282.30, 282.20, 282.10, 282.00, 281.90, 281.80, 281.70, 281.60, 281.50, 281.40, 281.30, 281.20, 281.10, 281.00, 280.90, 280.80, 280.70, 280.60, 280.50, 280.40, 280.30, 280.20, 280.10, 280.00, 279.90, 279.80, 279.70, 279.60, 279.50, 279.40, 279.30, 279.20, 279.10, 279.00, 278.90, 278.80, 278.70, 278.60, 278.50, 278.40, 278.30, 278.20, 278.10, 278.00, 277.90, 277.80, 277.70, 277.60, 277.50, 277.40, 277.30, 277.20, 277.10, 277.00, 276.90, 276.80, 276.70, 276.60, 276.50, 276.40, 276.30, 276.20, 276.10, 276.00, 275.90, 275.80, 275.70, 275.60, 275.50, 275.40, 275.30, 275.20, 275.10, 275.00, 274.90, 274.80, 274.70, 274.60, 274.50, 274.40, 274.30, 274.20, 274.10, 274.00, 273.90, 273.80, 273.70, 273.60, 273.50, 273.40, 273.30, 273.20, 273.10, 273.00, 272.90, 272.80, 272.70, 272.60, 272.50, 272.40, 272.30, 272.20, 272.10, 272.00, 271.90, 271.80, 271.70, 271.60, 271.50, 271.40, 271.30, 271.20, 271.10, 271.00, 270.90, 270.80, 270.70, 270.60, 270.50, 270.40, 270.30, 270.20, 270.10, 270.00, 269.90, 269.80, 269.70, 269.60, 269.50, 269.40, 269.30, 269.20, 269.10, 269.00, 268.90, 268.80, 268.70, 268.60, 268.50, 268.40, 268.30, 268.20, 268.10, 268.00, 267.90, 267.80, 267.70, 267.60, 267.50, 267.40, 267.30, 267.20, 267.10, 267.00, 266.90, 266.80, 266.70, 266.60, 266.50, 266.40, 266.30, 266.20, 266.10, 266.00, 265.90, 265.80, 265.70, 265.60, 265.50, 265.40, 265.30, 265.20, 265.10, 265.00, 264.90, 264.80, 264.70, 264.60, 264.50, 264.40, 264.30, 264.20, 264.10, 264.00, 263.90, 263.80, 263.70, 263.60, 263.50, 263.40, 263.30, 263.20, 263.10, 263.00, 262.90, 262.80, 262.70, 262.60, 2