

Table 1. Data Summary of Current Interference Test for Site 2 - Cycled Rectifier

Maximum DC (V)	Minimum DC (V)	Delta (V)	Circuit Resistance (Ohms)	Maximum Current (mA)	Maximum AC (V)	Minimum AC (V)
0.767	0.278	0.489	1.17	417.95	2	0
Start Time:	4/2/96 - 11:42 AM					
Stop Time:	4/2/96 - 2:03 PM					
Location:	Connection made to 6-inch ductile iron Leachate Force Main, west of Transco lines and rectifier. The groundbed used was the fence that runs along the road approximately 15' west of the Force Main. The remote Cu/CuSO ₄ electrode was located approximately 100' east of the Force Main. Wet soil conditions. Rectifier #190-1-1 was cycled over 15 second intervals: 5 sec. AON@/10 sec. AOFF@. Rectifier Output : 45.79 Volts, 10.90 A					



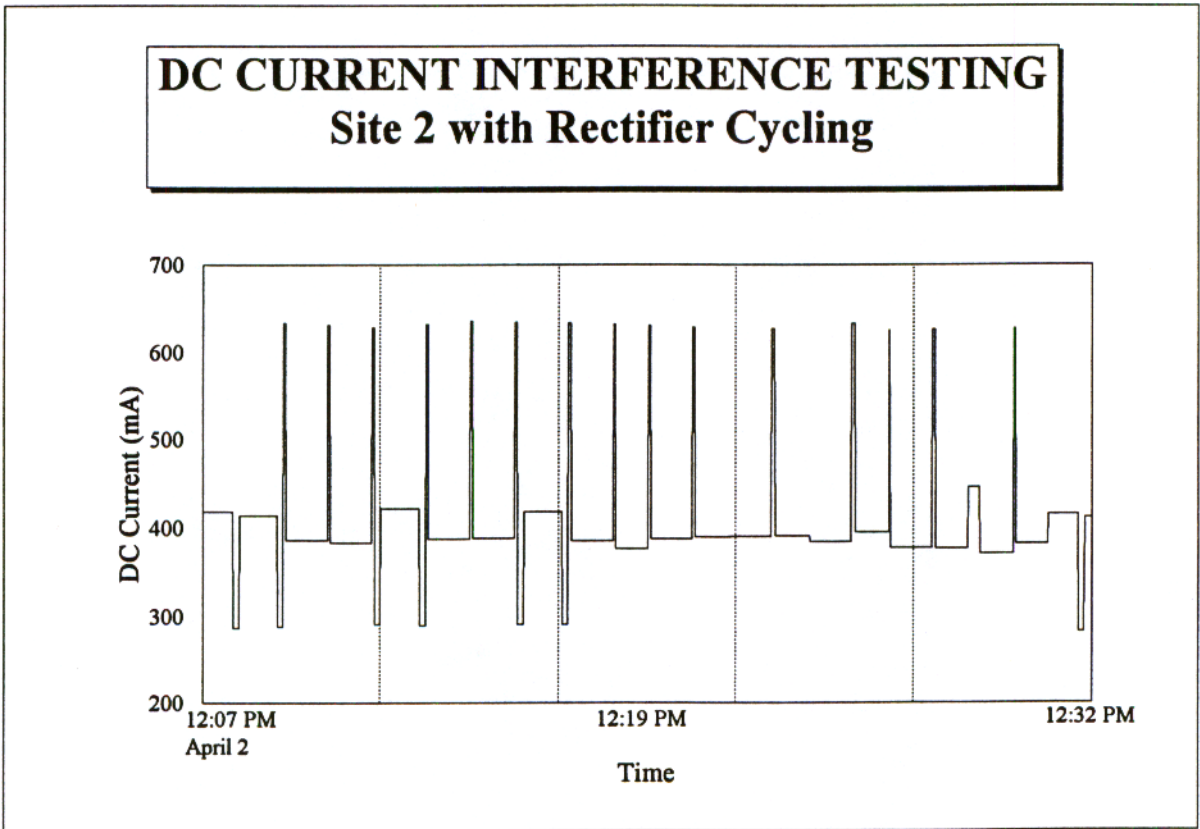
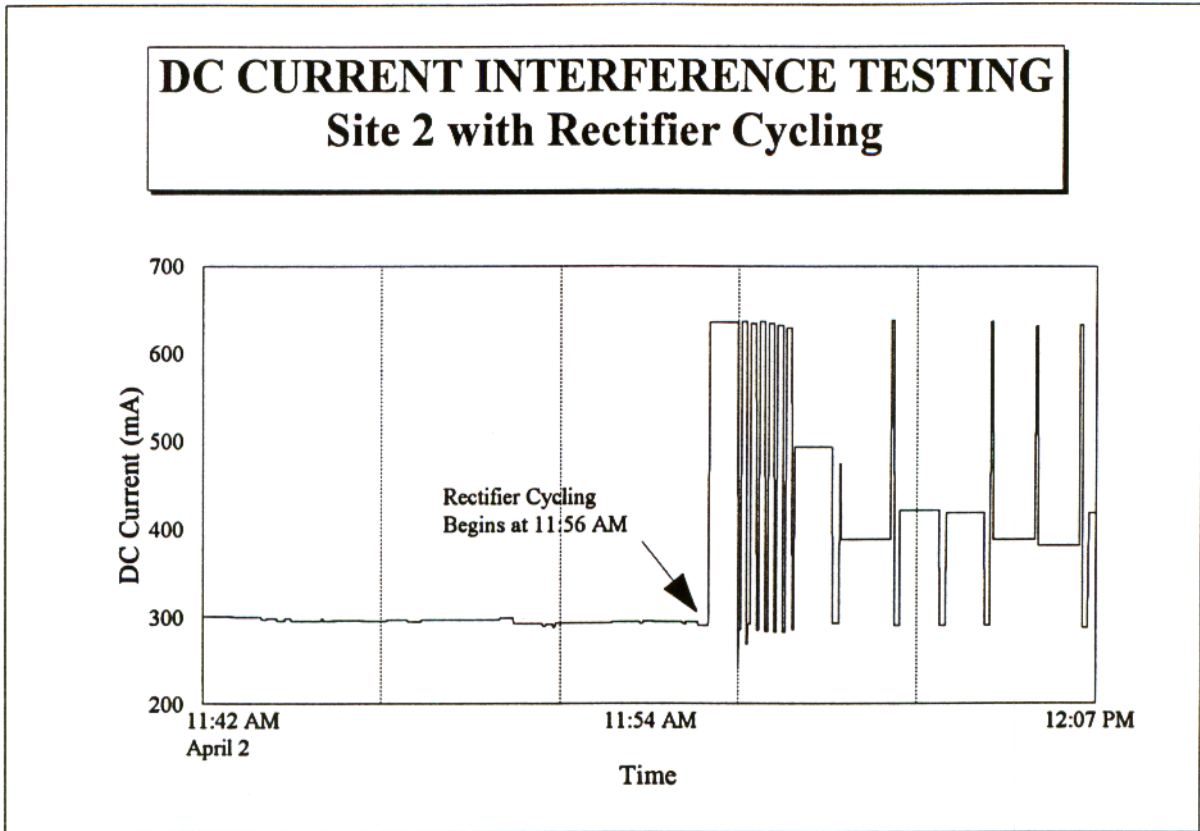
Figure 3. Location of Rectifier #190-1-1

Table 1. Data Summary of Current Interference Test for Site 2 - Cycled Rectifier

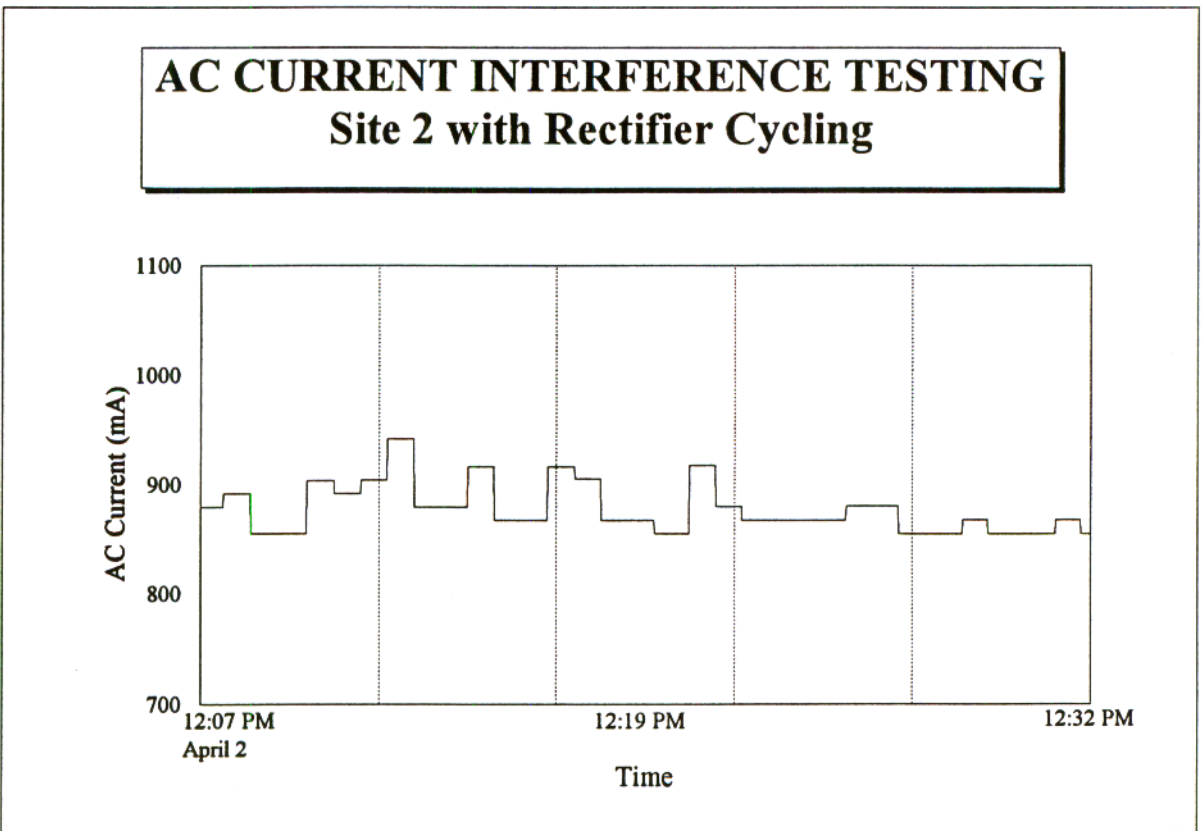
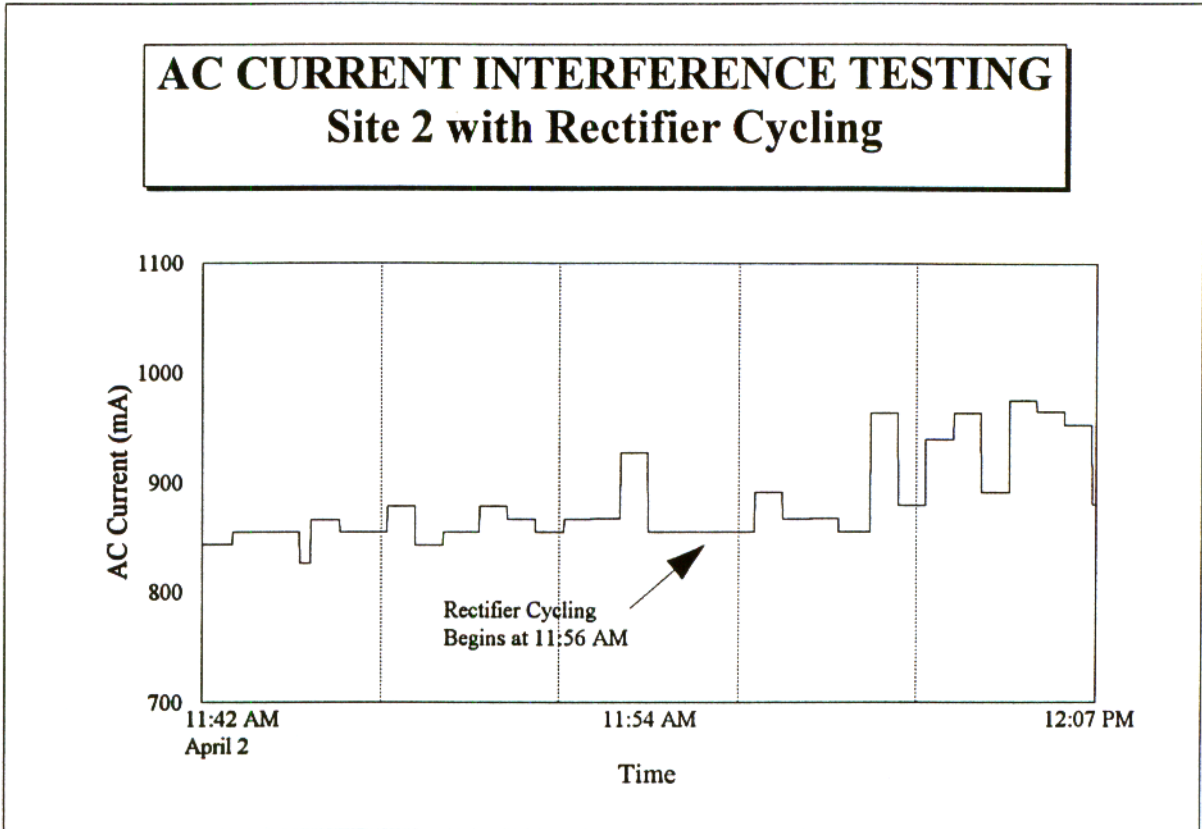
Maximum DC (V)	Minimum DC (V)	Delta (V)	Circuit Resistance (Ohms)	Maximum Current (mA)	Maximum AC (V)	Minimum AC (V)
0.767	0.278	0.489	1.17	417.95	2	0
Start Time:	4/2/96 - 11:42 AM					
Stop Time:	4/2/96 - 2:03 PM					
Location:	Connection made to 6-inch ductile iron Leachate Force Main, west of Transco lines and rectifier. The groundbed used was the fence that runs along the road approximately 15' west of the Force Main. The remote Cu/CuSO ₄ electrode was located approximately 100' east of the Force Main. Wet soil conditions. Rectifier #190-1-1 was cycled over 15 second intervals: 5 sec. AON@/10 sec. AOFF@. Rectifier Output : 45.79 Volts, 10.90 A					



Figure 3. Location of Rectifier #190-1-1



**Figure 4. Detailed DC Current Interference Test Results - Site 2 (Cycled)
11:42 AM through 12:32 PM**



**Figure 7. Detailed AC Current Interference Test Results - Site 2 (Cycled)
11:42 AM through 12:32 PM**