


CONTRACT 164-W
WATER MAIN EXTENSIONS
HOWARD COUNTY METROPOLITAN COMMISSION
ELLICOTT CITY, MARYLAND



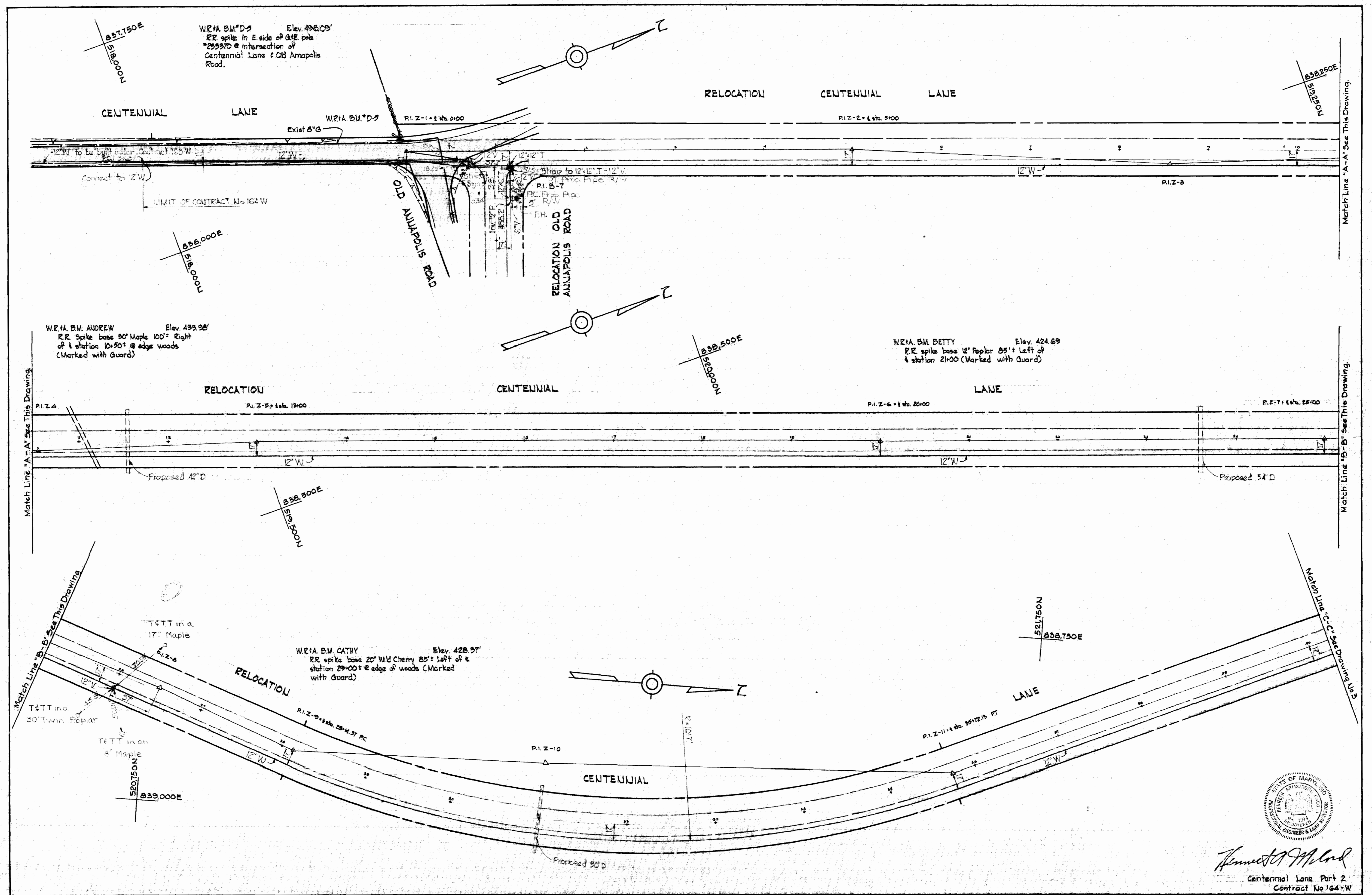
James A. Anstrong

Centennial Lane Part 2
Contract No. 164-W

WHITMAN, REQUARDT & ASSOCIATES ENGINEERS 1304 ST. PAUL ST. BALTIMORE, MARYLAND	HOWARD COUNTY METROPOLITAN COMMISSION DATE <u>2-2-67</u> <i>W. O. Felt</i> CHIEF ENGINEER	CONTRACT NO. <u>164-W</u>	LOCATION MAP OF WATER MAIN EXTENSIONS	ELECTION DISTRICT ELLICOTT CITY NO. 2	DRAWING NO. <u>1</u> OF <u>4</u> SCALE AS SHOWN
---	--	---------------------------	--	--	---

US 164-W/1

WS 164-W/2



WHITMAN, REQUARDT & ASSOCIATES
 ENGINEERS
 1304 ST. PAUL ST.
 BALTIMORE, MARYLAND

HOWARD COUNTY METROPOLITAN COMMISSION
 DATE 2-67
 CHIEF ENGINEER

CONTRACT NO. 164-W

PLAN OF
 WATER MAINS

ELECTION DISTRICT
 ELLICOTT CITY NO. 2

DRAWING NO. 2 OF 4
 SCALE 1" = 50'

Centennial Lane Part 2
 Contract No. 164-W

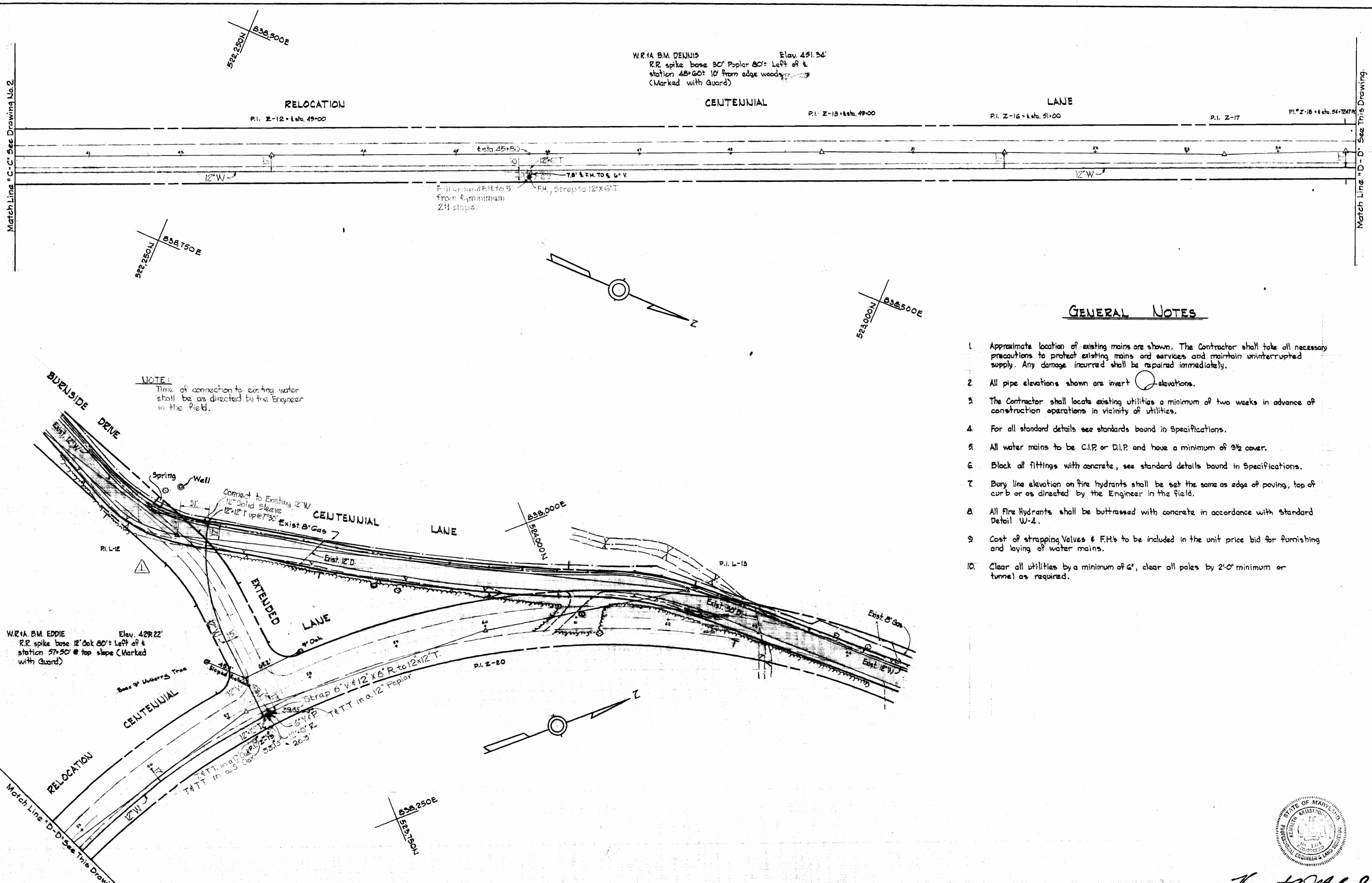
Match Line "A-A" See This Drawing

Match Line "B-B" See This Drawing

Match Line "C-C" See Drawing No. 3

Match Line "A-A" See This Drawing

WS 164-W/3




W.R.#A. BM. DENNIS Elev. 451.54'
 R.R. spike base 30' Poplar 20' Left of &
 station 48+60' 10' from edge woody
 (Marked with Guard)

NOTE:
 Time of connection to existing water
 shall be as directed by the Engineer
 in the field.

GENERAL NOTES

1. Approximate location of existing mains are shown. The Contractor shall take all necessary precautions to protect existing mains and services and maintain uninterrupted supply. Any damage incurred shall be repaired immediately.
2. All pipe elevations shown are invert elevations.
3. The Contractor shall locate existing utilities a minimum of two weeks in advance of construction operations in vicinity of utilities.
4. For all standard details see standards bound in Specifications.
5. All water mains to be C.I.P. or D.I.P. and have a minimum of 3/2' cover.
6. Block all fittings with concrete, see standard details bound in Specifications.
7. Bury line elevation on fire hydrants shall be set the same as edge of paving, top of curb or as directed by the Engineer in the field.
8. All Fire Hydrants shall be buttressed with concrete in accordance with Standard Detail W-4.
9. Cost of strapping Valves & F.H.'s to be included in the unit price bid for furnishing and laying of water mains.
10. Clear all utilities by a minimum of 6', clear all poles by 2'-0" minimum or tunnel as required.

3-30-67	Revised 12" Water Line
No.	Date
	Revision



Kenneth J. Malachuk
 Centennial Lane Part 2
 Contract No. 164-W

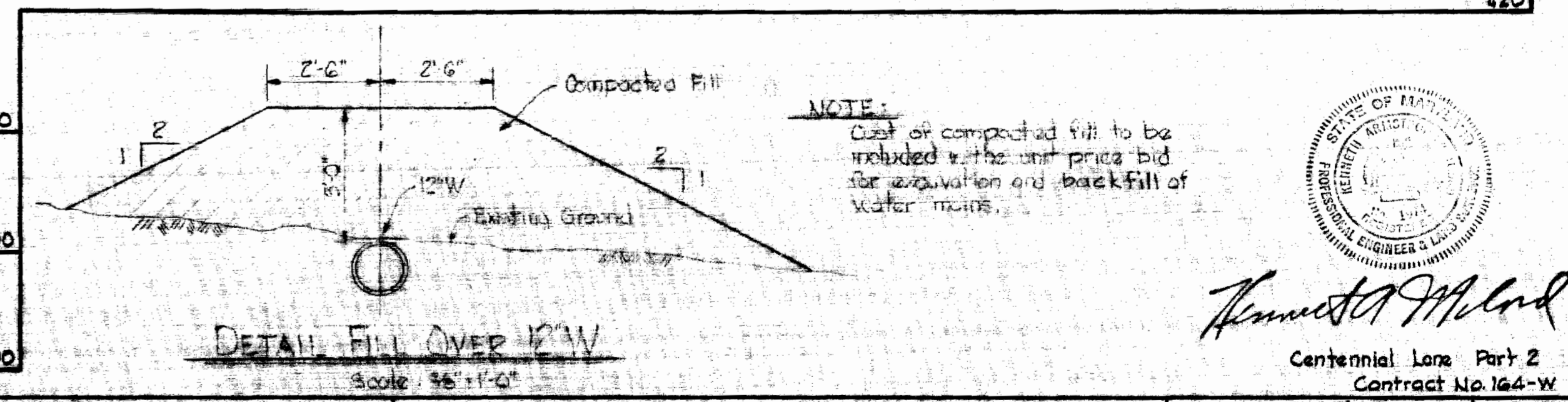
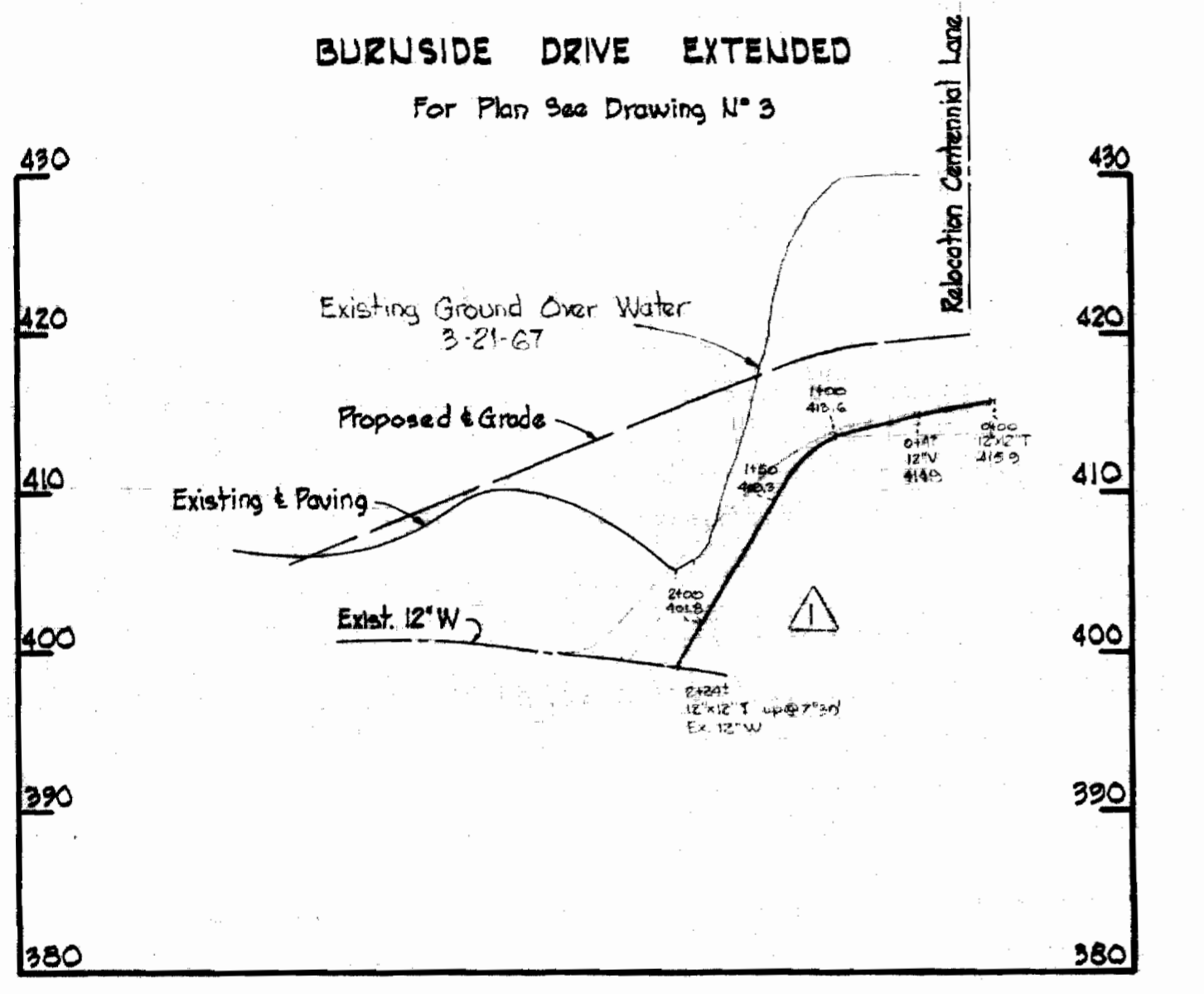
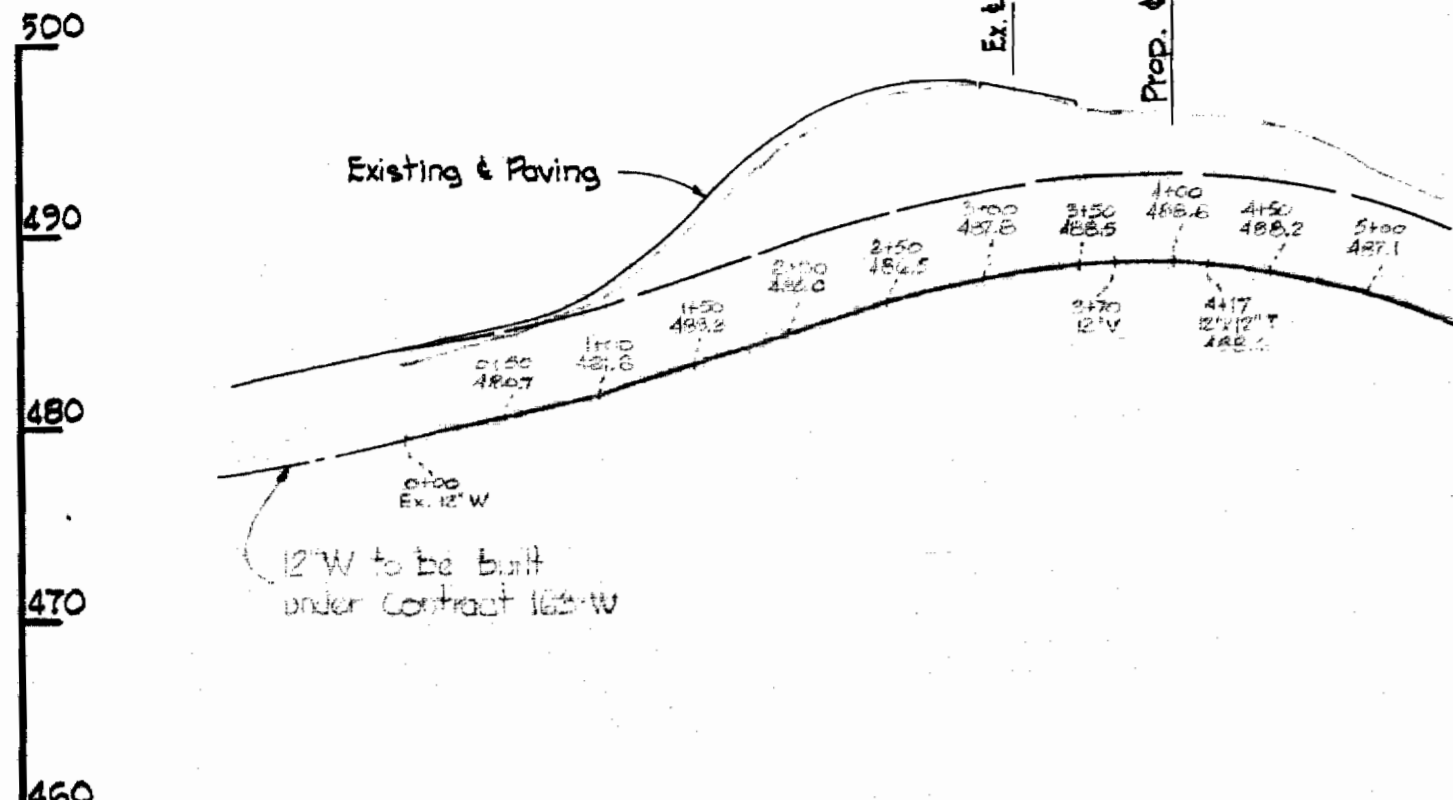
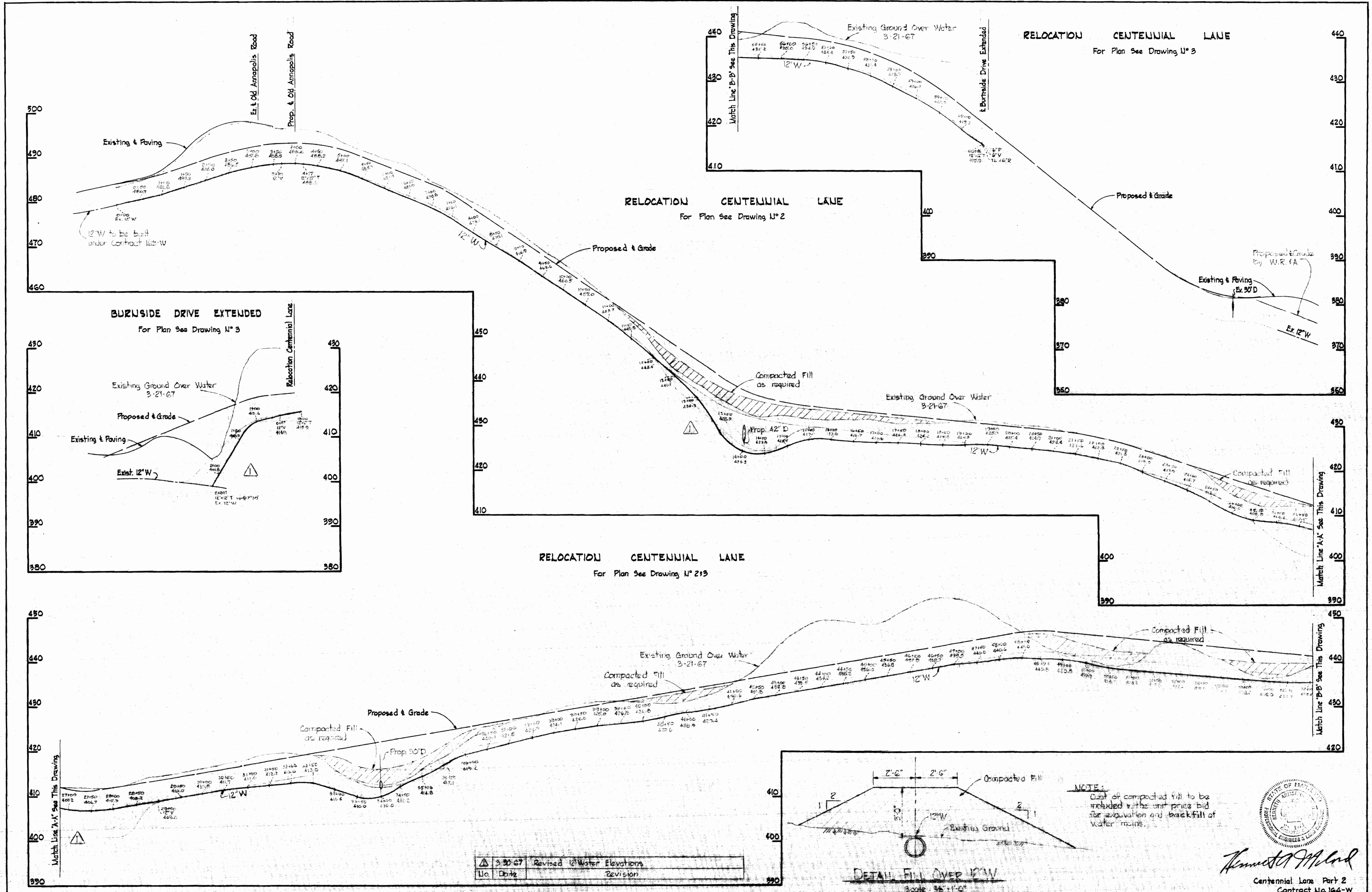
WHITMAN, REQUARDT & ASSOCIATES ENGINEERS 1304 ST. PAUL ST. BALTIMORE, MARYLAND	HOWARD COUNTY METROPOLITAN COMMISSION DATE 2-2-67 CHIEF ENGINEER	CONTRACT NO. 164-W	PLAN OF WATER MAINS	ELECTION DISTRICT ELLICOTT CITY NO. 2	DRAWING NO. 3 OF 4	SCALE 1"=50' <small>SEP-480 523-419 523-480 106W48</small>
	W. O. 5562-2	AS BUILT	AUGUST 28, 1969	F.B. 5763		

WS 164-W/4

Supplement

Supplement

Supplement



△	3-30-67	Revised 12\"/>
Uc	Date	Revision

WHITMAN, REQUARDT & ASSOCIATES ENGINEERS 1304 ST. PAUL ST. BALTIMORE, MARYLAND	HOWARD COUNTY METROPOLITAN COMMISSION 2-2-67 <small>DATE</small>	CONTRACT NO. 164-W <small>CHIEF ENGINEER</small>	PROFILES OF WATER MAINS	ELECTION DISTRICT ELLICOTT CITY NO. 2	DRAWING NO. 4 OF 4	SCALE H-1"=100' V-1"=10'
					Kenneth Melrod Centennial Lane Part 2 Contract No. 164-W	